

Return of Private Foundation

2017

Department of the Treasury
Internal Revenue Service

or Section 4947(a)(1) Trust Treated as Private Foundation
▶ Do not enter social security numbers on this form as it may be made public.
▶ Go to www.irs.gov/Form990PF for instructions and the latest information.

Open to Public Inspection

For calendar year 2017 or tax year beginning , 2017, and ending , 20

Name of foundation
THE NATHAN CUMMINGS FOUNDATION, INC.

Number and street (or P.O. box number if mail is not delivered to street address) Room/suite
475 TENTH AVENUE 14TH FL

City or town, state or province, country, and ZIP or foreign postal code
NEW YORK, NY 10018

Employer identification number
23-7032611

Telephone number (see instructions)
(212) 787-7300

C If exemption application is pending, check here.

D 1. Foreign organizations, check here.
2. Foreign organizations meeting the 85% test, check here and attach computation.

E If private foundation status was terminated under section 507(b)(1)(A), check here.

F If the foundation is in a 60-month termination under section 507(b)(1)(B), check here.

G Check all that apply:
 Initial return
 Final return
 Address change
 Initial return of a former public charity
 Amended return
 Name change

H Check type of organization: Section 501(c)(3) exempt private foundation
 Section 4947(a)(1) nonexempt charitable trust Other taxable private foundation

I Fair market value of all assets at end of year (from Part II, col. (c), line 16) ▶ \$ **457,232,105.**

J Accounting method: Cash Accrual
 Other (specify) _____
 (Part I, column (d) must be on cash basis.)



Part I Analysis of Revenue and Expenses (The total of amounts in columns (b), (c), and (d) may not necessarily equal the amounts in column (a) (see instructions).)		(a) Revenue and expenses per books	(b) Net investment income	(c) Adjusted net income	(d) Disbursements for charitable purposes (cash basis only)
Revenue	1 Contributions, gifts, grants, etc., received (attach schedule)				
	2 Check <input checked="" type="checkbox"/> if the foundation is not required to attach Sch. B.				
	3 Interest on savings and temporary cash investments	16,769.	16,769.		ATCH 1
	4 Dividends and interest from securities	1,036,244.	5,276,190.		ATCH 2
	5a Gross rents				
	b Net rental income or (loss)				
	6a Net gain or (loss) from sale of assets not on line 10	535,201.			
	b Gross sales price for all assets on line 6a	38,749,476.			
	7 Capital gain net income (from Part IV, line 2)		21,942,429.		
	8 Net short-term capital gain				
	9 Income modifications				
	10a Gross sales less returns and allowances				
b Less: Cost of goods sold					
c Gross profit or (loss) (attach schedule)					
11 Other income (attach schedule) ATCH 3	16,772,336.	-3,050,162.			
12 Total. Add lines 1 through 11	18,360,550.	24,185,226.			
Operating and Administrative Expenses	13 Compensation of officers, directors, trustees, etc.	687,415.	57,194.		630,221.
	14 Other employee salaries and wages	1,994,655.	22,825.		1,978,349.
	15 Pension plans, employee benefits	2,075,943.	19,959.		2,044,507.
	16a Legal fees (attach schedule) ATCH 4	80,074.	4,145.		83,467.
	b Accounting fees (attach schedule) ATCH 5	53,771.	32,263.		18,794.
	c Other professional fees (attach schedule) [6]	2,678,618.	2,267,802.		410,816.
	17 Interest ATCH 7		1,241,511.		
	18 Taxes (attach schedule) (see instructions) [8]	190,614.	155,184.		
	19 Depreciation (attach schedule) and depletion	124,412.			
	20 Occupancy	905,695.	46,921.		858,774.
	21 Travel, conferences, and meetings	521,047.	22,112.		498,935.
	22 Printing and publications	1,470.			1,470.
	23 Other expenses (attach schedule) ATCH 9	875,804.	4,893,210.		816,557.
	24 Total operating and administrative expenses. Add lines 13 through 23.	10,189,518.	8,763,126.		7,341,890.
	25 Contributions, gifts, grants paid	24,068,160.			22,027,010.
26 Total expenses and disbursements. Add lines 24 and 25	34,257,678.	8,763,126.		29,368,900.	
27 Subtract line 26 from line 12:					
a Excess of revenue over expenses and disbursements	-15,897,128.				
b Net investment income (if negative, enter -0-)		15,422,100.			
c Adjusted net income (if negative, enter -0-)					

Part II Balance Sheets		Attached schedules and amounts in the description column should be for end-of-year amounts only. (See instructions.)		Beginning of year	End of year	
		(a) Book Value	(b) Book Value	(c) Fair Market Value		
Assets	1	Cash - non-interest-bearing	11,498.	12,665.	12,665.	
	2	Savings and temporary cash investments	6,327,928.	11,683,747.	11,683,747.	
	3	Accounts receivable ▶				
		Less: allowance for doubtful accounts ▶				
	4	Pledges receivable ▶				
		Less: allowance for doubtful accounts ▶				
	5	Grants receivable.				
	6	Receivables due from officers, directors, trustees, and other disqualified persons (attach schedule) (see instructions)				
	7	Other notes and loans receivable (attach schedule) ▶				
		Less: allowance for doubtful accounts ▶				
	8	Inventories for sale or use.				
	9	Prepaid expenses and deferred charges ATCH 10	890,950.	1,091,155.	1,091,155.	
	10a	Investments - U.S. and state government obligations (attach schedule)	2,500,000.			
	b	Investments - corporate stock (attach schedule) ATCH 11	38,854,781.	47,409,752.	47,409,752.	
	c	Investments - corporate bonds (attach schedule) ATCH 12	780,577.	815,682.	815,682.	
	11	Investments - land, buildings, and equipment: basis ▶				
	Less: accumulated depreciation (attach schedule) ▶					
12	Investments - mortgage loans.					
13	Investments - other (attach schedule) ATCH 13	374,481,186.	364,900,742.	364,900,742.		
14	Land, buildings, and equipment: basis ▶	1,687,512.				
	Less: accumulated depreciation (attach schedule) ▶	1,515,071.	195,590.	172,441.		
15	Other assets (describe ▶ ATCH 14)	19,233,083.	31,145,921.	31,145,921.		
16	Total assets (to be completed by all filers - see the instructions. Also, see page 1, item i)	443,275,593.	457,232,105.	457,232,105.		
Liabilities	17	Accounts payable and accrued expenses	413,997.	548,122.		
	18	Grants payable	5,301,350.	7,342,500.		
	19	Deferred revenue.				
	20	Loans from officers, directors, trustees, and other disqualified persons.				
	21	Mortgages and other notes payable (attach schedule)				
	22	Other liabilities (describe ▶ ATCH 15)	5,627,199.	6,621,787.		
	23	Total liabilities (add lines 17 through 22)	11,342,546.	14,512,409.		
Net Assets or Fund Balances		Foundations that follow SFAS 117, check here <input checked="" type="checkbox"/> and complete lines 24 through 26, and lines 30 and 31.				
	24	Unrestricted	431,933,047.	442,719,696.		
	25	Temporarily restricted				
	26	Permanently restricted				
		Foundations that do not follow SFAS 117, check here ▶ <input type="checkbox"/> and complete lines 27 through 31.				
	27	Capital stock, trust principal, or current funds				
	28	Paid-in or capital surplus, or land, bldg., and equipment fund				
	29	Retained earnings, accumulated income, endowment, or other funds				
30	Total net assets or fund balances (see instructions)	431,933,047.	442,719,696.			
31	Total liabilities and net assets/fund balances (see instructions)	443,275,593.	457,232,105.			

COPY

Part III Analysis of Changes in Net Assets or Fund Balances			
1	Total net assets or fund balances at beginning of year - Part II, column (a), line 30 (must agree with end-of-year figure reported on prior year's return)	1	431,933,047.
2	Enter amount from Part I, line 27a.	2	-15,897,128.
3	Other increases not included in line 2 (itemize) ▶ ATCH 16	3	27,227,249.
4	Add lines 1, 2, and 3	4	443,263,168.
5	Decreases not included in line 2 (itemize) ▶ ATCH 17	5	543,472.
6	Total net assets or fund balances at end of year (line 4 minus line 5) - Part II, column (b), line 30	6	442,719,696.

Part IV Capital Gains and Losses for Tax on Investment Income

(a) List and describe the kind(s) of property sold (for example, real estate, 2-story brick warehouse; or common stock, 200 shs. MLC Co.)			(b) How acquired P - Purchase D - Donator	(c) Date acquired (mo., day, yr.)	(d) Date sold (mo., day, yr.)
1 a SEE PART IV SCHEDULE					
b					
c					
d					
e					
(e) Gross sales price	(f) Depreciation allowed (or allowable)	(g) Cost or other basis plus expense of sale	(h) Gain or (loss) (e) plus (f) minus (g)		
a					
b					
c					
d					
e					
Complete only for assets showing gain in column (h) and owned by the foundation on 12/31/69.					
(i) FMV as of 12/31/69	(j) Adjusted basis as of 12/31/69	(k) Excess of col. (i) over col. (j), if any	(l) Gains (Col. (h) gain minus col. (k), but not less than -0-) or Losses (from col. (h))		
a					
b					
c					
d					
e					
2	Capital gain net income or (net capital loss)	{ If gain, also enter in Part I, line 7 If (loss), enter -0- in Part I, line 7 }	2	21,942,429.	
3	Net short-term capital gain or (loss) as defined in sections 1222(5) and (6): If gain, also enter in Part I, line 8, column (c). See instructions. If (loss), enter -0- in Part I, line 8	{ }	3		

COPY

Part V Qualification Under Section 4940(e) for Reduced Tax on Net Investment Income

(For optional use by domestic private foundations subject to the section 4940(a) tax on net investment income.)

If section 4940(d)(2) applies, leave this part blank.

Was the foundation liable for the section 4942 tax on the distributable amount of any year in the base period? Yes No
If "Yes," the foundation doesn't qualify under section 4940(e). Do not complete this part.

(a) Base period years Calendar year (or tax year beginning in)	(b) Adjusted qualifying distributions	(c) Net value of noncharitable-use assets	(d) Distribution ratio (col. (b) divided by col. (c))
2016	25,647,943.	437,263,491.	0.058656
2015	24,265,268.	455,761,540.	0.053241
2014	23,979,940.	440,377,758.	0.054453
2013	23,750,290.	427,920,334.	0.055502
2012	24,217,528.	405,052,970.	0.059789
2	Total of line 1, column (d)		0.281641
3	Average distribution ratio for the 5-year base period - divide the total on line 2 by 5.0, or by the number of years the foundation has been in existence if less than 5 years		0.056328
4	Enter the net value of noncharitable-use assets for 2017 from Part X, line 5		455,440,339.
5	Multiply line 4 by line 3.		25,654,043.
6	Enter 1% of net investment income (1% of Part I, line 27b).		154,221.
7	Add lines 5 and 6.		25,808,264.
8	Enter qualifying distributions from Part XII, line 4. If line 8 is equal to or greater than line 7, check the box in Part VI, line 1b, and complete that part using a 1% tax rate. See the Part VI instructions.		29,470,163.

Part VI Excise Tax Based on Investment Income (Section 4940(a), 4940(b), 4940(e), or 4948 - see instructions)

1a Exempt operating foundations described in section 4940(d)(2), check here [] and enter "N/A" on line 1. . . .
Date of ruling or determination letter: (attach copy of letter if necessary - see instructions)
b Domestic foundations that meet the section 4940(e) requirements in Part V, check here [X] and enter 1% of Part I, line 27b. . . .
c All other domestic foundations enter 2% of line 27b. Exempt foreign organizations enter 4% of Part I, line 12, col. (b).
2 Tax under section 511 (domestic section 4947(a)(1) trusts and taxable foundations only; others, enter -0-)
3 Add lines 1 and 2. . . .
4 Subtitle A (income) tax (domestic section 4947(a)(1) trusts and taxable foundations only; others, enter -0-)
5 Tax based on investment income. Subtract line 4 from line 3. If zero or less, enter -0-
6 Credits/Payments:
a 2017 estimated tax payments and 2016 overpayment credited to 2017. . . . 6a 600,000.
b Exempt foreign organizations - tax withheld at source 6b
c Tax paid with application for extension of time to file (Form 8868). . . . 6c
d Backup withholding erroneously withheld 6d
7 Total credits and payments. Add lines 6a through 6d
8 Enter any penalty for underpayment of estimated tax. Check here [] if Form 2220 is attached
9 Tax due. If the total of lines 5 and 8 is more than line 7, enter amount owed
10 Overpayment. If line 7 is more than the total of lines 5 and 8, enter the amount overpaid
11 Enter the amount of line 10 to be: Credited to 2018 estimated tax 445,779. Refunded

Table with 11 rows and 2 columns. Row 1: 154,221. Row 2: 2. Row 3: 154,221. Row 4: 0. Row 5: 154,221. Row 6: 600,000. Row 7: 600,000. Row 8: 8. Row 9: 9. Row 10: 445,779. Row 11: 11.




Part VII-A Statements Regarding Activities

1a During the tax year, did the foundation attempt to influence any national, state, or local legislation or did it participate or intervene in any political campaign?
b Did it spend more than \$100 during the year (either directly or indirectly) for political purposes? See the instructions for the definition
If the answer is "Yes" to 1a or 1b, attach a detailed description of the activities and copies of any materials published or distributed by the foundation in connection with the activities.
c Did the foundation file Form 1120-POL for this year?
d Enter the amount (if any) of tax on political expenditures (section 4955) imposed during the year:
(1) On the foundation. \$ (2) On foundation managers. \$
e Enter the reimbursement (if any) paid by the foundation during the year for political expenditure tax imposed on foundation managers. \$
2 Has the foundation engaged in any activities that have not previously been reported to the IRS?
If "Yes," attach a detailed description of the activities.
3 Has the foundation made any changes, not previously reported to the IRS, in its governing instrument, articles of incorporation, or bylaws, or other similar instruments? If "Yes," attach a conformed copy of the changes
4a Did the foundation have unrelated business gross income of \$1,000 or more during the year?
b If "Yes," has it filed a tax return on Form 990-T for this year?
5 Was there a liquidation, termination, dissolution, or substantial contraction during the year?
If "Yes," attach the statement required by General Instruction T.
6 Are the requirements of section 508(e) (relating to sections 4941 through 4945) satisfied either:
• By language in the governing instrument, or
• By state legislation that effectively amends the governing instrument so that no mandatory directions that conflict with the state law remain in the governing instrument?
7 Did the foundation have at least \$5,000 in assets at any time during the year? If "Yes," complete Part II, col. (c), and Part XV
8a Enter the states to which the foundation reports or with which it is registered. See instructions.
ILLINOIS, NEW YORK
b If the answer is "Yes" to line 7, has the foundation furnished a copy of Form 990-PF to the Attorney General (or designate) of each state as required by General Instruction G? If "No," attach explanation
9 Is the foundation claiming status as a private operating foundation within the meaning of section 4942(j)(3) or 4942(j)(5) for calendar year 2017 or the tax year beginning in 2017? See the instructions for Part XIV. If "Yes," complete Part XIV. . . .
10 Did any persons become substantial contributors during the tax year? If "Yes," attach a schedule listing their names and addresses

Table with 10 rows and 3 columns (Yes, No, and an empty column). Row 1a: No, X. Row 1b: No, X. Row 1c: No, X. Row 2: No, X. Row 3: No, X. Row 4a: X. Row 4b: X. Row 5: No, X. Row 6: X. Row 7: X. Row 8b: X. Row 9: No, X. Row 10: No, X.

Part VII-A Statements Regarding Activities (continued)

11 At any time during the year, did the foundation, directly or indirectly, own a controlled entity within the meaning of section 512(b)(13)? If "Yes," attach schedule. See instructions. 12 Did the foundation make a distribution to a donor advised fund over which the foundation or a person had advisory privileges? If "Yes," attach statement. See instructions. 13 Did the foundation comply with the public inspection requirements for its annual returns and exemption application? Website address WWW.NATHANCUMMINGS.ORG 14 The books are in care of C/O THE FOUNDATION Telephone no. 212-787-7300 Located at 475 TENTH AVENUE NEW YORK, NY ZIP+4 10018 15 Section 4947(a)(1) nonexempt charitable trusts filing Form 990-PF in lieu of Form 1041 - check here and enter the amount of tax-exempt interest received or accrued during the year. 15 16 At any time during calendar year 2017, did the foundation have an interest in or a signature or other authority over a bank, securities, or other financial account in a foreign country? See the instructions for exceptions and filing requirements for FinCEN Form 114. If "Yes," enter the name of the foreign country



Part VII-B Statements Regarding Activities for Which Form 4720 May Be Required

File Form 4720 if any item is checked in the "Yes" column, unless an exception applies.

1a During the year, did the foundation (either directly or indirectly): (1) Engage in the sale or exchange, or leasing of property with a disqualified person? (2) Borrow money from, lend money to, or otherwise extend credit to (or accept it from) a disqualified person? (3) Furnish goods, services, or facilities to (or accept them from) a disqualified person? (4) Pay compensation to, or pay or reimburse the expenses of, a disqualified person? (5) Transfer any income or assets to a disqualified person (or make any of either available for the benefit or use of a disqualified person)? (6) Agree to pay money or property to a government official? (Exception. Check "No" if the foundation agreed to make a grant to or to employ the official for a period after termination of government service, if terminating within 90 days.) b If any answer is "Yes" to 1a(1)-(6), did any of the acts fail to qualify under the exceptions described in Regulations section 53.4941(d)-3 or in a current notice regarding disaster assistance? See instructions. Organizations relying on a current notice regarding disaster assistance, check here c Did the foundation engage in a prior year in any of the acts described in 1a, other than excepted acts, that were not corrected before the first day of the tax year beginning in 2017? 2 Taxes on failure to distribute income (section 4942) (does not apply for years the foundation was a private operating foundation defined in section 4942(j)(3) or 4942(j)(5)): a At the end of tax year 2017, did the foundation have any undistributed income (lines 6d and 6e, Part XIII) for tax year(s) beginning before 2017? If "Yes," list the years b Are there any years listed in 2a for which the foundation is not applying the provisions of section 4942(a)(2) (relating to incorrect valuation of assets) to the year's undistributed income? (If applying section 4942(a)(2) to all years listed, answer "No" and attach statement - see instructions.) c If the provisions of section 4942(a)(2) are being applied to any of the years listed in 2a, list the years here. 3a Did the foundation hold more than a 2% direct or indirect interest in any business enterprise at any time during the year? b If "Yes," did it have excess business holdings in 2017 as a result of (1) any purchase by the foundation or disqualified persons after May 26, 1969; (2) the lapse of the 5-year period (or longer period approved by the Commissioner under section 4943(c)(7)) to dispose of holdings acquired by gift or bequest; or (3) the lapse of the 10-, 15-, or 20-year first phase holding period? (Use Schedule C, Form 4720, to determine if the foundation had excess business holdings in 2017.) 4a Did the foundation invest during the year any amount in a manner that would jeopardize its charitable purposes? b Did the foundation make any investment in a prior year (but after December 31, 1969) that could jeopardize its charitable purpose that had not been removed from jeopardy before the first day of the tax year beginning in 2017?

Part VII-B Statements Regarding Activities for Which Form 4720 May Be Required (continued)

5a During the year, did the foundation pay or incur any amount to:			Yes	No
(1) Carry on propaganda, or otherwise attempt to influence legislation (section 4945(e))?	<input type="checkbox"/> Yes <input checked="" type="checkbox"/> No			
(2) Influence the outcome of any specific public election (see section 4955); or to carry on, directly or indirectly, any voter registration drive?	<input type="checkbox"/> Yes <input checked="" type="checkbox"/> No			
(3) Provide a grant to an individual for travel, study, or other similar purposes?	<input checked="" type="checkbox"/> Yes <input type="checkbox"/> No			
(4) Provide a grant to an organization other than a charitable, etc., organization described in section 4945(d)(4)(A)? See instructions	<input type="checkbox"/> Yes <input checked="" type="checkbox"/> No			
(5) Provide for any purpose other than religious, charitable, scientific, literary, or educational purposes, or for the prevention of cruelty to children or animals?	<input type="checkbox"/> Yes <input checked="" type="checkbox"/> No			
b If any answer is "Yes" to 5a(1)-(5), did any of the transactions fail to qualify under the exceptions described in Regulations section 53.4945 or in a current notice regarding disaster assistance? See instructions.		5b		X
Organizations relying on a current notice regarding disaster assistance, check here	<input type="checkbox"/>			
c If the answer is "Yes" to question 5a(4), does the foundation claim exemption from the tax because it maintained expenditure responsibility for the grant? If "Yes," attach the statement required by Regulations section 53.4945-5(d).	<input type="checkbox"/> Yes <input checked="" type="checkbox"/> No			
6a Did the foundation, during the year, receive any funds, directly or indirectly, to pay premiums on a personal benefit contract?	<input type="checkbox"/> Yes <input checked="" type="checkbox"/> No			
b Did the foundation, during the year, pay premiums, directly or indirectly, on a personal benefit contract? If "Yes" to 6b, file Form 8870.		6b		X
7a At any time during the tax year, was the foundation a party to a prohibited tax shelter transaction?	<input type="checkbox"/> Yes <input checked="" type="checkbox"/> No			
b If "Yes," did the foundation receive any proceeds or have any net income attributable to the transaction?		7b		



Part VIII Information About Officers, Directors, Trustees, Foundation Managers, Highly Paid Employees, and Contractors

1 List all officers, directors, trustees, foundation managers and their compensation. See instructions.

(a) Name and address	(b) Title, and average hours per week devoted to position	(c) Compensation (If not paid, enter -0-)	(d) Contributions to employee benefit plans and deferred compensation	(e) Expense account, other allowances
ATCH 18		687,415.	177,081.	0.

2 Compensation of five highest-paid employees (other than those included on line 1 - see instructions). If none, enter "NONE."

(a) Name and address of each employee paid more than \$50,000	(b) Title, and average hours per week devoted to position	(c) Compensation	(d) Contributions to employee benefit plans and deferred compensation	(e) Expense account, other allowances
ATCH 19		890,065.	299,431.	0.

Total number of other employees paid over \$50,000. 7

Part VIII Information About Officers, Directors, Trustees, Foundation Managers, Highly Paid Employees, and Contractors (continued)

3 Five highest-paid independent contractors for professional services. See instructions. If none, enter NONE.

(a) Name and address of each person paid more than \$50,000	(b) Type of service	(c) Compensation
ATCH 20		2,730,507.
Total number of others receiving over \$50,000 for professional services		1

COPY

Part IX-A Summary of Direct Charitable Activities

List the foundation's four largest direct charitable activities during the tax year. Include relevant statistical information such as the number of organizations and other beneficiaries served, conferences convened, research papers produced, etc.	Expenses
1 SEE ATTACHMENT 19A	272,705.
2	
3	
4	

Part IX-B Summary of Program-Related Investments (see instructions)

Describe the two largest program-related investments made by the foundation during the tax year on lines 1 and 2.	Amount	
1 NONE		
2		
All other program-related investments. See instructions.		
3 NONE		
Total. Add lines 1 through 3		NONE

Part X Minimum Investment Return (All domestic foundations must complete this part. Foreign foundations, see instructions.)

1 Fair market value of assets not used (or held for use) directly in carrying out charitable, etc., purposes:		
a Average monthly fair market value of securities		43,917,786.
b Average of monthly cash balances		22,587,450.
c Fair market value of all other assets (see instructions).		395,900,743.
d Total (add lines 1a, b, and c)		462,375,979.
e Reduction claimed for blockage or other factors reported on lines 1a and 1c (attach detailed explanation)	1e	
2 Acquisition indebtedness applicable to line 1 assets		
3 Subtract line 2 from line 1d		462,375,979.
4 Cash deemed held for charitable activities. Enter 1 1/2% of line 3 (for greater amount, see instructions).		6,935,640.
5 Net value of noncharitable-use assets. Subtract line 4 from line 3. Enter here and on Part V, line 4		455,440,339.
6 Minimum investment return. Enter 5% of line 5		22,772,017.

COPY

Part XI Distributable Amount (see instructions) (Section 4942(j)(3) and (j)(5) private operating foundations and certain foreign organizations, check here and do not complete this part.)

1 Minimum investment return from Part X, line 6		22,772,017.
2a Tax on investment income for 2017 from Part VI, line 5	2a	154,221.
b Income tax for 2017. (This does not include the tax from Part VI.)	2b	
c Add lines 2a and 2b	2c	154,221.
3 Distributable amount before adjustments. Subtract line 2c from line 1		22,617,796.
4 Recoveries of amounts treated as qualifying distributions		94,016.
5 Add lines 3 and 4.		22,711,812.
6 Deduction from distributable amount (see instructions).		
7 Distributable amount as adjusted. Subtract line 6 from line 5. Enter here and on Part XIII, line 1.		22,711,812.

Part XII Qualifying Distributions (see instructions)

1 Amounts paid (including administrative expenses) to accomplish charitable, etc., purposes:		
a Expenses, contributions, gifts, etc. - total from Part I, column (d), line 26	1a	29,368,900.
b Program-related investments - total from Part IX-B	1b	
2 Amounts paid to acquire assets used (or held for use) directly in carrying out charitable, etc., purposes	2	101,263.
3 Amounts set aside for specific charitable projects that satisfy the:		
a Suitability test (prior IRS approval required)	3a	
b Cash distribution test (attach the required schedule)	3b	
4 Qualifying distributions. Add lines 1a through 3b. Enter here and on Part V, line 8, and Part XIII, line 4	4	29,470,163.
5 Foundations that qualify under section 4940(e) for the reduced rate of tax on net investment income. Enter 1% of Part I, line 27b. See instructions	5	154,221.
6 Adjusted qualifying distributions. Subtract line 5 from line 4	6	29,315,942.

Note: The amount on line 6 will be used in Part V, column (b), in subsequent years when calculating whether the foundation qualifies for the section 4940(e) reduction of tax in those years.

Part XIII Undistributed Income (see instructions)

	(a) Corpus	(b) Years prior to 2016	(c) 2016	(d) 2017
1 Distributable amount for 2017 from Part XI, line 7				22,711,812.
2 Undistributed income, if any, as of the end of 2017:				
a Enter amount for 2016 only.				
b Total for prior years: 20 15, 20 14, 20 13				
3 Excess distributions carryover, if any, to 2017:				
a From 2012	3,998,904.			
b From 2013	4,320,797.			
c From 2014	2,717,623.			
d From 2015	1,961,115.			
e From 2016	3,974,664.			
f Total of lines 3a through e	16,973,103.			
4 Qualifying distributions for 2017 from Part XII, line 4: ► \$ 29,470,163.				
a Applied to 2016, but not more than line 2a				
b Applied to undistributed income of prior years (Election required - see instructions).				
c Treated as distributions out of corpus (Election required - see instructions)				
d Applied to 2017 distributable amount.				22,711,812.
e Remaining amount distributed out of corpus.	6,758,351.			
5 Excess distributions carryover applied to 2017 (If an amount appears in column (d), the same amount must be shown in column (a).)				
6 Enter the net total of each column as indicated below:				
a Corpus. Add lines 3f, 4c, and 4e. Subtract line 5	23,731,454.			
b Prior years' undistributed income. Subtract line 4b from line 2b.				
c Enter the amount of prior years' undistributed income for which a notice of deficiency has been issued, or on which the section 4942(a) tax has been previously assessed				
d Subtract line 6c from line 6b. Taxable amount - see instructions.				
e Undistributed income for 2016. Subtract line 4a from line 2a. Taxable amount - see instructions				
f Undistributed income for 2017. Subtract lines 4d and 5 from line 1. This amount must be distributed in 2018.				NONE
7 Amounts treated as distributions out of corpus to satisfy requirements imposed by section 170(b)(1)(F) or 4942(g)(3) (Election may be required - see instructions)				
8 Excess distributions carryover from 2012 not applied on line 5 or line 7 (see instructions)	3,998,904.			
9 Excess distributions carryover to 2018. Subtract lines 7 and 8 from line 6a	19,732,550.			
10 Analysis of line 9:				
a Excess from 2013	4,320,797.			
b Excess from 2014	2,717,623.			
c Excess from 2015	1,961,115.			
d Excess from 2016	3,974,664.			
e Excess from 2017	6,758,351.			

COPY

Part XIV Private Operating Foundations (see instructions and Part VII-A, question 9)

NOT APPLICABLE

1 a If the foundation has received a ruling or determination letter that it is a private operating foundation, and the ruling is effective for 2017, enter the date of the ruling

b Check box to indicate whether the foundation is a private operating foundation described in section

4942(j)(3) or 4942(j)(5)

2 a Enter the lesser of the adjusted net income from Part I or the minimum investment return from Part X for each year listed

Table with columns: Tax year (a) 2017, (b) 2016, (c) 2015, (d) 2014, (e) Total. Rows include 2b, 2c, 2d, 2e, 3, 3a, 3b, 3c, 3d, 3e, 3f, 3g, 3h, 3i, 3j, 3k, 3l, 3m, 3n, 3o, 3p, 3q, 3r, 3s, 3t, 3u, 3v, 3w, 3x, 3y, 3z.



Part XV Supplementary Information (Complete this part only if the foundation had \$5,000 or more in assets at any time during the year - see instructions.)

1 Information Regarding Foundation Managers:

a List any managers of the foundation who have contributed more than 2% of the total contributions received by the foundation before the close of any tax year (but only if they have contributed more than \$5,000). (See section 507(d)(2).)

N/A

b List any managers of the foundation who own 10% or more of the stock of a corporation (or an equally large portion of the ownership of a partnership or other entity) of which the foundation has a 10% or greater interest.

N/A

2 Information Regarding Contribution, Grant, Gift, Loan, Scholarship, etc., Programs:

Check here [X] if the foundation only makes contributions to preselected charitable organizations and does not accept unsolicited requests for funds. If the foundation makes gifts, grants, etc., to individuals or organizations under other conditions, complete items 2a, b, c, and d. See instructions.

a The name, address, and telephone number or email address of the person to whom applications should be addressed:

ATCH 21

b The form in which applications should be submitted and information and materials they should include:

ATCH 21

c Any submission deadlines:

ATCH 21

d Any restrictions or limitations on awards, such as by geographical areas, charitable fields, kinds of institutions, or other factors:

ATCH 21

Part XV Supplementary Information *(continued)*

3 Grants and Contributions Paid During the Year or Approved for Future Payment

Recipient Name and address (home or business)	If recipient is an individual, show any relationship to any foundation manager or substantial contributor	Foundation status of recipient	Purpose of grant or contribution	Amount COPY
a <i>Paid during the year</i> SEE ATTACHMENT 22	NONE			22,027,010.
Total ▶ 3a				22,027,010.
b <i>Approved for future payment</i> SEE ATTACHMENT 23				7,342,500.
Total ▶ 3b				7,342,500.

Part XVI-A Analysis of Income-Producing Activities

Enter gross amounts unless otherwise indicated.

Table with columns: (a) Business code, (b) Amount, (c) Exclusion code, (d) Amount, (e) Related or exempt function income. Rows include: 1 Program service revenue (a-f), 2 Membership dues and assessments, 3 Interest on savings and temporary cash investments, 4 Dividends and interest from securities, 5 Net rental income or (loss) from real estate (a-b), 6 Net rental income or (loss) from personal property, 7 Other investment income, 8 Gain or (loss) from sales of assets other than inventory, 9 Net income or (loss) from special events, 10 Gross profit or (loss) from sales of inventory, 11 Other revenue (a-e), 12 Subtotal, 13 Total.



Part XVI-B Relationship of Activities to the Accomplishment of Exempt Purposes

Table with 2 columns: Line No., Explain below how each activity for which income is reported in column (e) of Part XVI-A contributed importantly to the accomplishment of the foundation's exempt purposes (other than by providing funds for such purposes). (See instructions.) Row 11A contains the text: RETURNED GRANT USED IN FURTHERANCE OF THE FOUNDATION'S EXEMPT PURPOSE.

Part XVII Information Regarding Transfers to and Transactions and Relationships With Noncharitable Exempt Organizations

- 1 Did the organization directly or indirectly engage in any of the following with any other organization described in section 501(c) (other than section 501(c)(3) organizations) or in section 527, relating to political organizations?
a Transfers from the reporting foundation to a noncharitable exempt organization of:
(1) Cash
(2) Other assets
b Other transactions:
(1) Sales of assets to a noncharitable exempt organization
(2) Purchases of assets from a noncharitable exempt organization
(3) Rental of facilities, equipment, or other assets
(4) Reimbursement arrangements
(5) Loans or loan guarantees
(6) Performance of services or membership or fundraising solicitations
c Sharing of facilities, equipment, mailing lists, other assets, or paid employees
d If the answer to any of the above is "Yes," complete the following schedule. Column (b) should always show the fair market value of the goods, other assets, or services given by the reporting foundation. If the foundation received less than fair market value in any transaction or sharing arrangement, show in column (d) the value of the goods, other assets, or services received.

COPY

Table with 4 columns: (a) Line no., (b) Amount involved, (c) Name of noncharitable exempt organization, (d) Description of transfers, transactions, and sharing arrangements. Row 1 contains 'N/A' in columns (b) and (d).

2a Is the foundation directly or indirectly affiliated with, or related to, one or more tax-exempt organizations described in section 501(c) (other than section 501(c)(3)) or in section 527? [] Yes [X] No

Table with 3 columns: (a) Name of organization, (b) Type of organization, (c) Description of relationship. All rows are empty.

Under penalties of perjury, I declare that I have examined this return, including accompanying schedules and statements, and to the best of my knowledge and belief, it is true, correct, and complete. Declaration of preparer (other than taxpayer) is based on all information of which preparer has any knowledge.

Sign Here: Signature of officer or trustee, Date, Title. May the IRS discuss this return with the preparer shown below? [X] Yes [] No

Paid Preparer Use Only: Print/Type preparer's name, Preparer's signature, Date, Check [] if self-employed, PTIN P0, Firm's name CONDON O'MEARA MCGINTY & DONNELLY L, Firm's EIN 13-3628255, Firm's address ONE BATTERY PARK PLAZA NEW YORK, NY, Phone no. 212-661-7777

**FORM 990-PF - PART IV
CAPITAL GAINS AND LOSSES FOR TAX ON INVESTMENT INCOME**

Kind of Property		Description				P or D	Date acquired	Date sold
Gross sale price less expenses of sale	Depreciation allowed/allowable	Cost or other basis	FMV as of 12/31/69	Adj. basis as of 12/31/69	Excess of FMV over adj basis		Gain or (loss)	
38749476.		SEE SCHEDULE ATTACHED PROPERTY TYPE: SECURITIES 38214275.				P	535,201.	
		L.P. PASS-THROUGH GAINS (LOSSES) PROPERTY TYPE: OTHER				P	21676704.	
		LESS: GAIN FROM INVESTMENT IN L.P.'s TAXABLE AS UNRELATED BUSINESS INCOME PROPERTY TYPE: OTHER				P	-269,476.	
TOTAL GAIN (LOSS)							<u>21942429.</u>	

COPY

THE NATHAN CUMMINGS FOUNDATION
REALIZED GAINS AND LOSSES SUMMARY
DECEMBER 31, 2017
EIN # 23-7093201



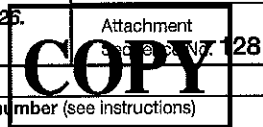
PART IV - LINE 2
REALIZED GAINS AND LOSSES SUMMARY

<u>DESCRIPTION</u>	<u>GROSS PROCEEDS</u>	<u>COST</u>	<u>GAIN/(LOSS)</u>
PUBLICLY TRADED SECURITIES	<u>38,749,476</u>	<u>38,214,275</u>	535,201
LIMITED PARTNERSHIP/ALTERNATIVE ASSETS PASS-THROUGH GAINS/(LOSSES)			
GEM STL FUND, A SERIES OF GLOBAL ENDOWMENT TRAGETED STRATEGY FUND, L.P.			(6,874)
GEM NCF IH LP			21,678,294
ALLIANCE FUND			2,905
NEW ENERGY CAPITAL			<u>2,379</u>
TOTAL LIMITED PARTNERSHIP/ALTERNATIVE ASSETS PASS-THROUGH GAINS/(LOSSES)			<u>21,676,704</u>
AMOUNT ATTRIBUTABLE TO UBIT			(269,476)
	TOTAL GAINS(LOSSES)		<u>21,942,429</u>

**Return by a U.S. Transferor of Property
 to a Foreign Corporation**

OMB No. 1545-0026

► Information about Form 926 and its separate instructions is at www.irs.gov/form926.
 ► Attach to your income tax return for the year of the transfer or distribution.



Part I U.S. Transferor Information (see instructions)

Name of transferor **THE NATHAN CUMMINGS FOUNDATION** Identifying number (see instructions) **23-7093201**

- 1** If the transferor was a corporation, complete questions 1a through 1d.
- a** If the transfer was a section 361(a) or (b) transfer, was the transferor controlled (under section 368(c)) by 5 or fewer domestic corporations? Yes No
- b** Did the transferor remain in existence after the transfer? Yes No
 If not, list the controlling shareholder(s) and their identifying number(s):

Controlling shareholder	Identifying number

- c** If the transferor was a member of an affiliated group filing a consolidated return, was it the parent corporation? Yes No
 If not, list the name and employer identification number (EIN) of the parent corporation:

Name of parent corporation	EIN of parent corporation

- d** Have basis adjustments under section 367(a)(5) been made? Yes No

- 2** If the transferor was a partner in a partnership that was the actual transferor (but is not treated as such under section 367), complete questions 2a through 2d.
- a** List the name and EIN of the transferor's partnership:

Name of partnership	EIN of partnership

- b** Did the partner pick up its pro rata share of gain on the transfer of partnership assets? Yes No
- c** Is the partner disposing of its **entire** interest in the partnership? Yes No
- d** Is the partner disposing of an interest in a limited partnership that is regularly traded on an established securities market? Yes No

Part II Transferee Foreign Corporation Information (see instructions)


3 Name of transferee (foreign corporation) SEE ATTACHED STATEMENTS	4a Identifying number, if any
5 Address (including country)	4b Reference ID number (see instructions)
6 Country code of country of incorporation or organization (see instructions)	
7 Foreign law characterization (see instructions)	
8 Is the transferee foreign corporation a controlled foreign corporation? <input type="checkbox"/> Yes <input type="checkbox"/> No	

Part III Information Regarding Transfer of Property (see instructions)

Type of property	(a) Date of transfer	(b) Description of property	(c) Fair market value on date of transfer	(d) Cost or other basis	COPY Gain recognized on transfer
Cash					
Stock and securities					
Installment obligations, account receivables or similar property					
Foreign currency or other property denominated in foreign currency					
Inventory					
Assets subject to depreciation recapture (see Temp. Regs. sec. 1.367(a)-4T(b))					
Tangible property used in trade or business not listed under another category					
Intangible property					
Property to be leased (as described in final and temp. Regs. sec. 1.367(a)-4(c))					
Property to be sold (as described in Temp. Regs. sec. 1.367(a)-4T(d))					
Transfers of oil and gas working interests (as described in Temp. Regs. sec. 1.367(a)-4T(e))					
Other property					

Supplemental Information Required To Be Reported (see instructions):

Part IV Additional Information Regarding Transfer of Property (see instructions)



9 Enter the transferor's interest in the foreign transferee corporation before and after the transfer:

(a) Before _____% (b) After _____%

10 Type of nonrecognition transaction (see instructions) ▶ _____

11 Indicate whether any transfer reported in Part III is subject to any of the following:

- a Gain recognition under section 904(f)(3) Yes No
- b Gain recognition under section 904(f)(5)(F) Yes No
- c Recapture under section 1503(d) Yes No
- d Exchange gain under section 987 Yes No

12 Did this transfer result from a change in the classification of the transferee to that of a foreign corporation? Yes No

13 Indicate whether the transferor was required to recognize income under final and Temporary Regulations sections 1.367(a)-4 through 1.367(a)-6 for any of the following:

- a Tainted property Yes No
- b Depreciation recapture Yes No
- c Branch loss recapture Yes No
- d Any other income recognition provision contained in the above-referenced regulations Yes No

14 Did the transferor transfer assets which qualify for the trade or business exception under section 367(a)(3)? Yes No

15a Did the transferor transfer foreign goodwill or going concern value as defined in Temporary Regulations section 1.367(a)-1T(d)(5)(iii)? Yes No

b If the answer to line 15a is "Yes," enter the amount of foreign goodwill or going concern value transferred ▶ \$ _____

16 Was cash the only property transferred? Yes No

17a Was intangible property (within the meaning of section 936(h)(3)(B)) transferred as a result of the transaction? Yes No

b If "Yes," describe the nature of the rights to the intangible property that was transferred as a result of the transaction:

COPY

INFORMATION REGARDING INDIRECT TRANSFER OF PROPERTY TO FOREIGN CORPORATIONS
THE FOLLOWING INFORMATION IS BEING PROVIDED FOR PURPOSES OF COMPLETING FORM 926.
PLEASE CONSULT YOUR TAX ADVISOR TO DETERMINE WHETHER YOU ARE REQUIRED TO FILE FORM 926.

TRANSFeree FOREIGN CORPORATION AND TRANSFER OF PROPERTY INFORMATION

TRANSFeree #1

NAME OF TRANSFeree:	VALUE QUEST FUND I
COUNTRY CODE:	PL
IDENTIFYING NUMBER:	N/A
FOREIGN LAW CHARACTERIZATION:	CORPORATION
IS THE TRANSFeree A CONTROLLED FOREIGN CORPORATION?	NO
TYPE OF PROPERTY:	CASH
DATE OF TRANSFER:	VARIOUS
FMV ON DATE OF TRANSFER:	29,558
TRANSFEROR'S PERCENTAGE INTEREST BEFORE THE TRANSFER:	<1%
TRANSFEROR'S PERCENTAGE INTEREST AFTER THE TRANSFER:	<1%

TRANSFeree #2

NAME OF TRANSFeree:	CORO MINING CORP
ADDRESS:	SUITE 2600 - 1066 WEST HASTINGS STREET VANCOUVER, BC V6E 3X1 CANADA
COUNTRY CODE:	CA
IDENTIFYING NUMBER:	N/A
FOREIGN LAW CHARACTERIZATION:	CORPORATION
IS THE TRANSFeree A CONTROLLED FOREIGN CORPORATION?	NO
TYPE OF PROPERTY:	CASH
DATE OF TRANSFER:	VARIOUS
FMV ON DATE OF TRANSFER:	117,974
TRANSFEROR'S PERCENTAGE INTEREST BEFORE THE TRANSFER:	<1%
TRANSFEROR'S PERCENTAGE INTEREST AFTER THE TRANSFER:	<1%

TRANSFeree #3

NAME OF TRANSFeree:	HERON RESOURCES LIMITED
ADDRESS:	SUITE 702, 191 CLARENCE STREET SYDNEY, NSW 2000
COUNTRY CODE:	AU
IDENTIFYING NUMBER:	N/A
FOREIGN LAW CHARACTERIZATION:	CORPORATION
IS THE TRANSFeree A CONTROLLED FOREIGN CORPORATION?	NO
TYPE OF PROPERTY:	CASH
DATE OF TRANSFER:	VARIOUS
FMV ON DATE OF TRANSFER:	101,411
TRANSFEROR'S PERCENTAGE INTEREST BEFORE THE TRANSFER:	<1%
TRANSFEROR'S PERCENTAGE INTEREST AFTER THE TRANSFER:	<1%

TRANSFeree #4

NAME OF TRANSFeree:	METRO MINING LIMITED
ADDRESS:	LEVEL 8, 300 ADELAIDE STREET BRISBANE, QUEENSLAND 4000
COUNTRY CODE:	AU
IDENTIFYING NUMBER:	N/A
FOREIGN LAW CHARACTERIZATION:	CORPORATION
IS THE TRANSFeree A CONTROLLED FOREIGN CORPORATION?	NO
TYPE OF PROPERTY:	CASH
DATE OF TRANSFER:	VARIOUS
FMV ON DATE OF TRANSFER:	47,595
TRANSFEROR'S PERCENTAGE INTEREST BEFORE THE TRANSFER:	<1%
TRANSFEROR'S PERCENTAGE INTEREST AFTER THE TRANSFER:	<1%

C-2A.12

TRANSFeree #5

NAME OF TRANSFEREE:
ADDRESS:

COUNTRY CODE:
IDENTIFYING NUMBER:
FOREIGN LAW CHARACTERIZATION:
IS THE TRANSFEREE A CONTROLLED FOREIGN CORPORATION?
TYPE OF PROPERTY:
DATE OF TRANSFER:
FMV ON DATE OF TRANSFER:
TRANSFEROR'S PERCENTAGE INTEREST BEFORE THE TRANSFER:
TRANSFEROR'S PERCENTAGE INTEREST AFTER THE TRANSFER:

COPY
NORTH VAN COVE MINING CORP
SUITE 1820, 1055 W HASTINGS ST
VANCOUVER, BC V6E 2E9

CA
N/A
CORPORATION
NO
CASH
VARIOUS
63,341
<1%
<1%

TRANSFeree #6

NAME OF TRANSFEREE:
ADDRESS:

COUNTRY CODE:
IDENTIFYING NUMBER:
FOREIGN LAW CHARACTERIZATION:
IS THE TRANSFEREE A CONTROLLED FOREIGN CORPORATION?
TYPE OF PROPERTY:
DATE OF TRANSFER:
FMV ON DATE OF TRANSFER:
TRANSFEROR'S PERCENTAGE INTEREST BEFORE THE TRANSFER:
TRANSFEROR'S PERCENTAGE INTEREST AFTER THE TRANSFER:

BLUESUN HOLDCO, S.L.
CALLE VILASSAR 5, 08302 MATARO, BARCELONA
SPAIN

SP
N/A
CORPORATION
UNKNOWN
CASH
6/29/2016
161,747
VARIOUS
VARIOUS

TRANSFeree #7

NAME OF TRANSFEREE:
ADDRESS:

COUNTRY CODE:
IDENTIFYING NUMBER:
FOREIGN LAW CHARACTERIZATION:
IS THE TRANSFEREE A CONTROLLED FOREIGN CORPORATION?
TYPE OF PROPERTY:
DATE OF TRANSFER:
FMV ON DATE OF TRANSFER:
TRANSFEROR'S PERCENTAGE INTEREST BEFORE THE TRANSFER:
TRANSFEROR'S PERCENTAGE INTEREST AFTER THE TRANSFER:

MICRO MACHINING HOLDING B.V.
GRANAATSTRAAT 15, 7554TN HENGEL0 OV
NETHERLANDS

NL
N/A
CORPORATION
NO
CASH
VARIOUS
28,646
<1%
<1%

TRANSFeree #8

NAME OF TRANSFEREE:
ADDRESS:

COUNTRY CODE:
IDENTIFYING NUMBER:
FOREIGN LAW CHARACTERIZATION:
IS THE TRANSFEREE A CONTROLLED FOREIGN CORPORATION?
TYPE OF PROPERTY:
DATE OF TRANSFER:
FMV ON DATE OF TRANSFER:
TRANSFEROR'S PERCENTAGE INTEREST BEFORE THE TRANSFER:
TRANSFEROR'S PERCENTAGE INTEREST AFTER THE TRANSFER:

GUAZI.COM INC
OSIRIS INTERNATIONAL CAYMAN LIMITED, SUITE #4-210
GOVERNORS SQUARE 23 LIME TREE BAY AVENUE
PO BOX 32311, GRAND CAYMAN KY1-1209
CAYMAN ISLANDS

CJ
N/A
CORPORATION
NO
CASH
VARIOUS
323,824
VARIOUS
VARIOUS

E-3A-13

TRANSFeree #9

NAME OF TRANSFEREE:
ADDRESS:

COPY
ZOLY FINANCED EDITION LIMITED
SERTUS INCORPORATIONS (CAYMAN) LIMITED,
SERTUS CHAMBERS P.O. BOX 2047, CASSIA COURT,
CAMANA BAY, GRAND CAYMAN
CAYMAN ISLANDS

COUNTRY CODE:
IDENTIFYING NUMBER:
FOREIGN LAW CHARACTERIZATION:
IS THE TRANSFEREE A CONTROLLED FOREIGN CORPORATION?
TYPE OF PROPERTY:
DATE OF TRANSFER:
FMV ON DATE OF TRANSFER:
TRANSFEROR'S PERCENTAGE INTEREST BEFORE THE TRANSFER:
TRANSFEROR'S PERCENTAGE INTEREST AFTER THE TRANSFER:

CJ
N/A
CORPORATION
NO
CASH
VARIOUS
227,593
VARIOUS
VARIOUS

TRANSFeree #10

NAME OF TRANSFEREE:
ADDRESS:

EDUCATION INDEX MANAGEMENT LIMITED
19001/03, 101 THOMPSON ROAD
UNITED SQUARE
SINGAPORE 307591

COUNTRY CODE:
IDENTIFYING NUMBER:
FOREIGN LAW CHARACTERIZATION:
IS THE TRANSFEREE A CONTROLLED FOREIGN CORPORATION?
TYPE OF PROPERTY:
DATE OF TRANSFER:
FMV ON DATE OF TRANSFER:
TRANSFEROR'S PERCENTAGE INTEREST BEFORE THE TRANSFER:
TRANSFEROR'S PERCENTAGE INTEREST AFTER THE TRANSFER:

SN
N/A
CORPORATION
NO
CASH
8/8/2017
93,077
0.00%
<1%

TRANSFeree #11

NAME OF TRANSFEREE:
ADDRESS:

BYTEDANCE LTD.
ROOM 502, 5/F, BUILDING #2, 43 NORTH THIRD
RING ROAD WEST HAIDIAN DISTRICT, BEIJING
CHINA

COUNTRY CODE:
IDENTIFYING NUMBER:
FOREIGN LAW CHARACTERIZATION:
IS THE TRANSFEREE A CONTROLLED FOREIGN CORPORATION?
TYPE OF PROPERTY:
DATE OF TRANSFER:
FMV ON DATE OF TRANSFER:
TRANSFEROR'S PERCENTAGE INTEREST BEFORE THE TRANSFER:
TRANSFEROR'S PERCENTAGE INTEREST AFTER THE TRANSFER:

CH
N/A
CORPORATION
NO
CASH
9/29/2017
76,554
0.00%
<1%

TRANSFeree #12

NAME OF TRANSFEREE:
ADDRESS:

INTERNET PLUS HOLDINGS LTD.
MAPLES CORPORATE SERVICES LIMITED
PO BOX 309, UGLAND HOUSE, GRAND CAYMAN, KY1-1104
CAYMAN ISLANDS

COUNTRY CODE:
IDENTIFYING NUMBER:
FOREIGN LAW CHARACTERIZATION:
IS THE TRANSFEREE A CONTROLLED FOREIGN CORPORATION?
TYPE OF PROPERTY:
DATE OF TRANSFER:
FMV ON DATE OF TRANSFER:
TRANSFEROR'S PERCENTAGE INTEREST BEFORE THE TRANSFER:
TRANSFEROR'S PERCENTAGE INTEREST AFTER THE TRANSFER:

CJ
N/A
CORPORATION
NO
CASH
10/20/2017
41,380
0.00%
<1%

C-3A.M

TRANSFeree #13

NAME OF TRANSFeree:
ADDRESS:

COUNTRY CODE:
IDENTIFYING NUMBER:
FOREIGN LAW CHARACTERIZATION:
IS THE TRANSFeree A CONTROLLED FOREIGN CORPORATION?
TYPE OF PROPERTY:
DATE OF TRANSFER:
FMV ON DATE OF TRANSFER:
TRANSFEROR'S PERCENTAGE INTEREST BEFORE THE TRANSFER:
TRANSFEROR'S PERCENTAGE INTEREST AFTER THE TRANSFER:

COPY
SU RUCE (ME CAI)
4TH FLOOR, XINHUA FINANCE BUILDING
ANZHEN ROAD, CHAOYANG DISTRICT
BEIJING, CHINA
CH
N/A
CORPORATION
NO
CASH
12/13/2017
41,380
0.00%
<1%

TRANSFeree #14

NAME OF TRANSFeree:
ADDRESS:

COUNTRY CODE:
IDENTIFYING NUMBER:
FOREIGN LAW CHARACTERIZATION:
IS THE TRANSFeree A CONTROLLED FOREIGN CORPORATION?
TYPE OF PROPERTY:
DATE OF TRANSFER:
FMV ON DATE OF TRANSFER:
TRANSFEROR'S PERCENTAGE INTEREST BEFORE THE TRANSFER:
TRANSFEROR'S PERCENTAGE INTEREST AFTER THE TRANSFER:

FACILE.IT TOPCO (BERMUDA) LIMITED
MINTFLOWER PLACE
3RD FL, 8 PAR-LA-VILLE RD
HAMILTON, BERMUDA HM 08
BD
N/A
CORPORATION
YES
CASH
VARIOUS
121,108
0.00%
<1%

TRANSFeree #15

NAME OF TRANSFeree:
ADDRESS:

COUNTRY CODE:
IDENTIFYING NUMBER:
FOREIGN LAW CHARACTERIZATION:
IS THE TRANSFeree A CONTROLLED FOREIGN CORPORATION?
TYPE OF PROPERTY:
DATE OF TRANSFER:
FMV ON DATE OF TRANSFER:
TRANSFEROR'S PERCENTAGE INTEREST BEFORE THE TRANSFER:
TRANSFEROR'S PERCENTAGE INTEREST AFTER THE TRANSFER:

OCPE EDUCATION FINCO LIMITED
MINTFLOWER PLACE
3RD FL, 8 PAR-LA-VILLE RD
HAMILTON, BERMUDA HM 08
BD
N/A
CORPORATION
YES
CASH
VARIOUS
75,877
0.00%
<1%

TRANSFeree #16

NAME OF TRANSFeree:
ADDRESS:

COUNTRY CODE:
IDENTIFYING NUMBER:
FOREIGN LAW CHARACTERIZATION:
IS THE TRANSFeree A CONTROLLED FOREIGN CORPORATION?
TYPE OF PROPERTY:
DATE OF TRANSFER:
FMV ON DATE OF TRANSFER:
TRANSFEROR'S PERCENTAGE INTEREST BEFORE THE TRANSFER:
TRANSFEROR'S PERCENTAGE INTEREST AFTER THE TRANSFER:

CSO HOLDINGS INC.
6 STAPLES AVENUE
RICHMOND HILL
ON L4B 4W3, CANADA
CA
N/A
CORPORATION
NO
CASH
VARIOUS
128,139
0.00%
<1%

C-3A-15

COPY
SOPTERMAN LIMITED
500 STAPLES DRIVE
FRAMINGHAM, MA 01702

TRANSFEREE #17

NAME OF TRANSFEREE:
ADDRESS:

COUNTRY CODE:
IDENTIFYING NUMBER:
FOREIGN LAW CHARACTERIZATION:
IS THE TRANSFEREE A CONTROLLED FOREIGN CORPORATION?
TYPE OF PROPERTY:
DATE OF TRANSFER:
FMV ON DATE OF TRANSFER:
TRANSFEROR'S PERCENTAGE INTEREST BEFORE THE TRANSFER:
TRANSFEROR'S PERCENTAGE INTEREST AFTER THE TRANSFER:

CJ
N/A
CORPORATION
NO
CASH
VARIOUS
27,033
0.00%
<1%

TRANSFEREE #18

NAME OF TRANSFEREE:
ADDRESS:

COUNTRY CODE:
IDENTIFYING NUMBER:
FOREIGN LAW CHARACTERIZATION:
IS THE TRANSFEREE A CONTROLLED FOREIGN CORPORATION?
TYPE OF PROPERTY:
DATE OF TRANSFER:
FMV ON DATE OF TRANSFER:
TRANSFEROR'S PERCENTAGE INTEREST BEFORE THE TRANSFER:
TRANSFEROR'S PERCENTAGE INTEREST AFTER THE TRANSFER:

IPSUM GROUP LIMITED
UNIT 17-18, NAVIGATION BUSINESS VILLAGE
DOCKLANDS, PRESTON, ENGLAND
PR2 2YP UNITED KINGDOM
UK
N/A
CORPORATION
NO
CASH
VARIOUS
178,871
VARIOUS
VARIOUS

TRANSFEREE #19

NAME OF TRANSFEREE:
ADDRESS:

COUNTRY CODE:
IDENTIFYING NUMBER:
FOREIGN LAW CHARACTERIZATION:
IS THE TRANSFEREE A CONTROLLED FOREIGN CORPORATION?
TYPE OF PROPERTY:
DATE OF TRANSFER:
FMV ON DATE OF TRANSFER:
TRANSFEROR'S PERCENTAGE INTEREST BEFORE THE TRANSFER:
TRANSFEROR'S PERCENTAGE INTEREST AFTER THE TRANSFER:

EDWIN JAMES HOLDINGS LIMITED
4 KILMARTIN PLACE, TANNOSIDE PARK
GLASGOW, SCOTLAND, UNITED KINGDOM
G71 5PH UNITED KINGDOM
UK
N/A
CORPORATION
NO
CASH
VARIOUS
333,113
VARIOUS
VARIOUS

TRANSFEREE #20

NAME OF TRANSFEREE:
ADDRESS:

COUNTRY CODE:
IDENTIFYING NUMBER:
FOREIGN LAW CHARACTERIZATION:
IS THE TRANSFEREE A CONTROLLED FOREIGN CORPORATION?
TYPE OF PROPERTY:
DATE OF TRANSFER:
FMV ON DATE OF TRANSFER:
TRANSFEROR'S PERCENTAGE INTEREST BEFORE THE TRANSFER:
TRANSFEROR'S PERCENTAGE INTEREST AFTER THE TRANSFER:

SIF III HOLDING COOPERATIEF U.A.
LEIDSEGRACHT 3, 1017 NA AMSTERDAM
NETHERLANDS
NL
N/A
CORPORATION
NO
CASH
11/1/2017
146,097
0.00%
0.00%

C-3A16



TRANSFEREE #21

NAME OF TRANSFEREE:
ADDRESS:

COUNTRY CODE:
IDENTIFYING NUMBER:
FOREIGN LAW CHARACTERIZATION:
IS THE TRANSFEREE A CONTROLLED FOREIGN CORPORATION?
TYPE OF PROPERTY:
DATE OF TRANSFER:
FMV ON DATE OF TRANSFER:
TRANSFEROR'S PERCENTAGE INTEREST BEFORE THE TRANSFER:
TRANSFEROR'S PERCENTAGE INTEREST AFTER THE TRANSFER:

IT
N/A
CORPORATION
UNKNOWN
CASH
VARIOUS
37,497
<1%
<1%

TRANSFEREE #22

NAME OF TRANSFEREE:
ADDRESS:

COUNTRY CODE:
IDENTIFYING NUMBER:
FOREIGN LAW CHARACTERIZATION:
IS THE TRANSFEREE A CONTROLLED FOREIGN CORPORATION?
TYPE OF PROPERTY:
DATE OF TRANSFER:
FMV ON DATE OF TRANSFER:
TRANSFEROR'S PERCENTAGE INTEREST BEFORE THE TRANSFER:
TRANSFEROR'S PERCENTAGE INTEREST AFTER THE TRANSFER:

LLADRO SA
CARRETERA DE ALBORAYA S/N TAVERNES BLANQUES
46016 VALENCIA, SPAIN
SP
N/A
CORPORATION
UNKNOWN
CASH
1/9/2017
43,427
0.00%
<1%

ADDITIONAL INFORMATION

THE ANSWERS BELOW PERTAIN TO THE TRANSFERS LISTED ABOVE.

LINE 9: YES
LINES 10-16: NO
LINE 18: SECTION 351
LINES 19(A) - (D): NO
LINE 20: NO
LINE 21A: NO

TRANSFEREE #23

NAME OF TRANSFEREE:
ADDRESS:

COUNTRY CODE:
IDENTIFYING NUMBER:
FOREIGN LAW CHARACTERIZATION:
IS THE TRANSFEREE A CONTROLLED FOREIGN CORPORATION?
TYPE OF PROPERTY:
DATE OF TRANSFER:
FMV ON DATE OF TRANSFER:
TRANSFEROR'S PERCENTAGE INTEREST BEFORE THE TRANSFER:
TRANSFEROR'S PERCENTAGE INTEREST AFTER THE TRANSFER:

KASPER INVESTMENT HOLDINGS LIMITED
9 WEST 57TH
STREET, 31ST FLOOR
NEW YORK, NY 10019
CJ
98-1344793
CORPORATION
YES
ORDINARY SHARES
1/26/2017
28,358
0.00%
<1%

ADDITIONAL INFORMATION

THE ANSWERS BELOW PERTAIN TO THE TRANSFERS LISTED ABOVE.

LINE 9: NO
LINES 10-16: NO
LINE 18: SECTION 351
LINES 19(A) - (D): NO
LINE 20: NO
LINE 21A: NO

(-3A-17)

COPY

TRANSFEREE #24

NAME OF TRANSFEREE:

ALEXANDER SERIES LIMITED ADVANTAGE
SHORT TERM TREASURY INVESTMENT
SEGREGATED PORTFOLIO - OFFSHORE
UGLAND HOUSE, SOUTH CHURCH STREET
GEORGETOWN, GRAND CAYMAN
CAYMAN ISLANDS

ADDRESS:

COUNTRY CODE:

IDENTIFYING NUMBER:

FOREIGN LAW CHARACTERIZATION:

IS THE TRANSFEREE A CONTROLLED FOREIGN CORPORATION?

TYPE OF PROPERTY:

DATE OF TRANSFER:

FMV ON DATE OF TRANSFER:

TRANSFEROR'S PERCENTAGE INTEREST BEFORE THE TRANSFER:

TRANSFEROR'S PERCENTAGE INTEREST AFTER THE TRANSFER:

CJ
26-2051678
CORPORATION
NO
CASH
VARIOUS
2,319,120
<1%
<1%

ADDITIONAL INFORMATION

THE ANSWERS BELOW PERTAIN TO THE TRANSFERS LISTED ABOVE.

LINE 8: YES

LINES 10-16: NO

LINE 18: N/A

LINES 19(A) - (D): NO

LINE 20: NO

LINE 21A: NO

TRANSFEREE #25

NAME OF TRANSFEREE:

ADDRESS:

INFLEXION 2010 BUYOUT FUND (NO.2) LP
PO BOX 656, EAST WING, TRAFALGAR COURT
LES BANQUES, ST PETER PORT,
GUERNSEY, GY1 3PP

COUNTRY CODE:

IDENTIFYING NUMBER:

FOREIGN LAW CHARACTERIZATION:

IS THE TRANSFEREE A CONTROLLED FOREIGN CORPORATION?

TYPE OF PROPERTY:

DATE OF TRANSFER:

FMV ON DATE OF TRANSFER:

TRANSFEROR'S PERCENTAGE INTEREST BEFORE THE TRANSFER:

TRANSFEROR'S PERCENTAGE INTEREST AFTER THE TRANSFER:

GK
98-0676535
CORPORATION
YES
CASH
VARIOUS
94,036
0.42%
0.42%

ADDITIONAL INFORMATION

THE ANSWERS BELOW PERTAIN TO THE TRANSFERS LISTED ABOVE.

LINE 8: YES

LINES 10-16: NO

LINE 18: N/A

LINES 19(A) - (D): NO

LINE 20: NO

LINE 21A: NO

C-3A-18

TRANSFeree #27

NAME OF TRANSFEREE:
ADDRESS:

COPY
NCF INVESTMENTS LIMITED
21 PALMER STREET
LONDON, UK SW1H 0AD

COUNTRY CODE:
IDENTIFYING NUMBER:
FOREIGN LAW CHARACTERIZATION:
IS THE TRANSFEREE A CONTROLLED FOREIGN CORPORATION?
TYPE OF PROPERTY:
DATE OF TRANSFER:
FMV ON DATE OF TRANSFER:
TRANSFEROR'S PERCENTAGE INTEREST BEFORE THE TRANSFER:
TRANSFEROR'S PERCENTAGE INTEREST AFTER THE TRANSFER:

UK
N/A
CORPORATION
NO
CASH
5/27/2017
42,586
NONE
0.03%

ADDITIONAL INFORMATION

THE ANSWERS BELOW PERTAIN TO THE TRANSFERS LISTED ABOVE.

LINE 9: YES
LINES 10-16: NO
LINE 18: N/A
LINES 19(A) - (D): NO
LINE 20: NO
LINE 21A: NO

Reportable Transaction Disclosure Statement

OMB No. 1545-1800

▶ **Attach to your tax return.**
 ▶ **See separate instructions.**

Attachment
 Sequence No. **137**
COPY
 Identifying number
27-7093201

Name(s) shown on return (individuals enter last name, first name, middle initial)
THE NATHAN CUMMINGS FOUNDATION

Number, street, and room or suite no. 475 TENTH AVENUE, 14TH FLOOR	City or town NEW YORK	State NY	ZIP code 10018
--	---------------------------------	--------------------	--------------------------

- A** If you are filing more than one Form 8886 with your tax return, sequentially number each Form 8886 and enter the statement number for this Form 8886 ▶ Statement number _____ of _____
- B** Enter the form number of the tax return to which this form is attached or related ▶ _____
 Enter the year of the tax return identified above ▶ _____
 Is this Form 8886 being filed with an amended tax return? ▶ Yes No
- C** Check the box(es) that apply (see instructions). Initial year filer Protective disclosure

1 a Name of reportable transaction
SEE ATTACHED SCHEDULE

1 b Initial year participated in transaction	1 c Reportable transaction or tax shelter registration number (see instructions)
---	---

- 2** Identify the type of reportable transaction. Check all boxes that apply (see instructions).
- | | | |
|--|--|---|
| a <input type="checkbox"/> Listed | c <input type="checkbox"/> Contractual protection | e <input type="checkbox"/> Transaction of interest |
| b <input type="checkbox"/> Confidential | d <input type="checkbox"/> Loss | |
- 3** If you checked box 2a or 2e, enter the published guidance number for the listed transaction or transaction of interest ▶ _____
- 4** Enter the number of "same as or substantially similar" transactions reported on this form ▶ _____
- 5** If you participated in this reportable transaction through a partnership, S corporation, trust, and foreign entity, check the applicable boxes and provide the information below for the entity(s) (see instructions). (Attach additional sheets, if necessary.)
- | | | | | |
|---|--|----------------------------------|--|----------------------------------|
| a Type of entity | <input type="checkbox"/> Partnership | <input type="checkbox"/> Trust | <input type="checkbox"/> Partnership | <input type="checkbox"/> Trust |
| | <input type="checkbox"/> S corporation | <input type="checkbox"/> Foreign | <input type="checkbox"/> S corporation | <input type="checkbox"/> Foreign |
| b Name | _____ | | | |
| c Employer identification number (EIN), if known | _____ | | | |
| d Date Schedule K-1 received from entity (enter "none" if Schedule K-1 not received) | _____ | | | |
- 6** Enter below the name and address of each individual or entity to whom you paid a fee with regard to the transaction if that individual or entity promoted, solicited, or recommended your participation in the transaction, or provided tax advice related to the transaction. (Attach additional sheets, if necessary.)

a Name	Identifying number (if known)	Fees paid \$
Number, street, and room or suite no.	City or town	State ZIP code
b Name	Identifying number (if known)	Fees paid \$
Number, street, and room or suite no.	City or town	State ZIP code

7 Facts

a Identify the type of tax benefit generated by the transaction. Check all the boxes that apply (see instructions).

- Deductions Exclusions from gross income Absence of adjustments to basis
- Capital loss Nonrecognition of gain Deferral
- Ordinary loss Adjustments to basis Other _____



b Further describe the amount and nature of the expected tax treatment and expected tax benefits generated by the transaction for all affected years. Include facts of each step of the transaction that relate to the expected tax benefits including the amount and nature of your investment. Include in your description your participation in the transaction and all related transactions regardless of the year in which they were entered into. Also, include a description of any tax result protection with respect to the transaction.

8 Identify all individuals and entities involved in the transaction that are tax-exempt, foreign, or related. Check the appropriate box(es) (see instructions). Include their name(s), identifying number(s), address(es), and a brief description of their involvement. For each foreign entity, identify its country of incorporation or existence. For each individual or related entity, explain how the individual or entity is related. Attach additional sheets, if necessary.

a Type of individual or entity: Tax-exempt Foreign Related

Name	Identifying number
------	--------------------

Address _____

Description _____

b Type of individual or entity: Tax-exempt Foreign Related

Name	Identifying number
------	--------------------

Address _____

Description _____

COPY

**INFORMATION FOR FORM 8886: REPORTABLE TRANSACTION DISCLOSURE STATEMENT
FOR THE TAX YEAR ENDED DECEMBER 31, 2017**

NCF INVESTMENTS HOLDINGS, LP IS A FUND THAT INVESTS IN OTHER PARTNERSHIPS. THE LOWER TIER PARTNERSHIPS TRADE IN VARIOUS STOCKS, SECURITIES AND RELATED FINANCIAL INSTRUMENTS FOR ITS OWN ACCOUNT. AS PART OF SUCH ACTIVITY, THE LOWER TIER FUND MAY NEED TO MAINTAIN CASH IN NON-U.S. DOLLAR DENOMINATED CURRENCIES. THE REGULAR ACTIVITY AND PURPOSE OF THE FUND IS TO GENERATE A PRE-TAX ECONOMIC RATE OF RETURN. THE AMOUNT OF SUCH NON-U.S. DOLLAR DENOMINATED CURRENCIES INCREASE AND/OR DECREASE THROUGHOUT THE YEAR AT FREQUENT INTERVALS.

THE ADJUSTED TAX BASIS OF NON-U.S. DOLLAR DENOMINATED CURRENCIES OBTAINED BY THE LOWER TIER FUNDS ARE DETERMINED BY WAY OF CASH PAID. GAINS AND LOSSES ON SUCH CURRENCY TRANSACTIONS ARE CHARACTERIZED AS ORDINARY UNDER INTERNAL REVENUE CODE ("IRC") §988.

THESE GAINS AND LOSSES, RECOGNIZED THIS YEAR, MAY BE THE RESULT OF ACQUISITIONS OCCURRING IN THIS OR PRIOR YEAR(S).

BASED ON CURRENT YEAR ACTIVITIES OF THE LOWER TIER FUND, NCF INVESTMENTS HOLDINGS, LP IS REPORTING YOUR ALLOCABLE SHARE OF SUCH LOSSES IF IT EXCEEDS THE REPORTABLE THRESHOLD OF (\$50,000). PLEASE CONSULT YOUR TAX ADVISOR.

NAME OF CURRENCY:

RUSSIAN RUBLE	(122,596)
AUSTRALIAN DOLLAR	(204,859)
AUSTRALIAN DOLLAR	(510,328)
AUSTRALIAN DOLLAR	(204,350)

C-3A11

ATTACHMENT 1

FORM 990PF, PART I - INTEREST ON TEMPORARY CASH INVESTMENTS

<u>DESCRIPTION</u>	<u>REVENUE AND EXPENSES PER BOOKS</u>	<u>NET INVESTMENT INCOME</u>
INTEREST ON SAVINGS/CASH INVESTMENTS	16,769.	16,769.
TOTAL	<u>16,769.</u>	<u>16,769.</u>



ATTACHMENT 2

FORM 990PF, PART I - DIVIDENDS AND INTEREST FROM SECURITIES

<u>DESCRIPTION</u>	<u>REVENUE AND EXPENSES PER BOOKS</u>	<u>NET INVESTMENT INCOME</u>
INTEREST & DIVIDEND INCOME ON INVESTMENTS	1,036,244.	1,036,244.
INTEREST & DIVIDEND INCOME ON LIMITED PARTNERSHIPS		4,239,946.
TOTAL	<u>1,036,244.</u>	<u>5,276,190.</u>



ATTACHMENT 3

FORM 990PF, PART I - OTHER INCOME

DESCRIPTION	REVENUE AND EXPENSES PER BOOKS	NET INVESTMENT INCOME
NET LIMITED PARTNERSHIP INCOME (LOSS)	16,773,427.	-2,854,695.
MISCELLANEOUS INCOME (LOSS)	-2,134.	-2,134.
LESS: GAIN FROM L.P.'S TAXABLE AS UNRELATED BUSINESS INCOME	1,043.	-193,333.
RETURN OF GRANT		
TOTALS	<u>16,772,336.</u>	<u>-3,050,162.</u>



ATTACHMENT 4

FORM 990PF, PART I - LEGAL FEES

<u>DESCRIPTION</u>	<u>REVENUE AND EXPENSES PER BOOKS</u>	<u>NET INVESTMENT INCOME</u>	<u>ADJUSTED NET INCOME</u>	<u>CHARITABLE PURPOSES</u>
CARTER LEDYARD & MILBURN, LLP	11,180.	4,145.		7,035.
PALMIERI & EISENBERG	12,705.			14,255.
PATTERSON, BELKNAP, WEBB & TYLER, LLP	56,189.			62,177.
TOTALS	<u>80,074.</u>	<u>4,145.</u>		<u>83,467.</u>



ATTACHMENT 5

FORM 990PF, PART I - ACCOUNTING FEES

<u>DESCRIPTION</u>	<u>REVENUE AND EXPENSES PER BOOKS</u>	<u>NET INVESTMENT INCOME</u>	<u>ADJUSTED NET INCOME</u>	<u>CHARITABLE PURPOSES</u>
CONDON O'MEARA MCGINTY & DONNELLY LLP -AUDIT & TAX SERVICES	53,771.	32,263.		18,794.
TOTALS	<u>53,771.</u>	<u>32,263.</u>		<u>18,794.</u>



ATTACHMENT 6

FORM 990PF, PART I - OTHER PROFESSIONAL FEES

<u>DESCRIPTION</u>	<u>REVENUE AND EXPENSES PER BOOKS</u>	<u>NET INVESTMENT INCOME</u>	<u>CHARITABLE PURPOSES</u>
INVESTMENT ADVISORY & CUSTODIAN FEES	46,673.	46,673.	
LIMITED PARTNERSHIPS NET MANAGEMENT FEES	2,110,202.	2,110,202.	
OTHER CONSULTANT FEES	521,743.	110,927.	410,816.
TOTALS	<u>2,678,618.</u>	<u>2,267,802.</u>	<u>410,816.</u>



ATTACHMENT 7

FORM 990PF, PART I - INTEREST EXPENSE

<u>DESCRIPTION</u>	<u>REVENUE AND EXPENSES PER BOOKS</u>	<u>NET INVESTMENT INCOME</u>
LIMITED PARTNERSHIP INTEREST EXPENSE		1,241,634.
LESS: INTEREST EXPENSE ATTRIBUTABLE TO UBI		-123.
TOTALS		<u><u>1,241,511.</u></u>

COPY

ATTACHMENT 8

FORM 990PF, PART I - TAXES

<u>DESCRIPTION</u>	<u>REVENUE AND EXPENSES PER BOOKS</u>	<u>NET INVESTMENT INCOME</u>
FEDERAL EXCISE TAXES	42,616.	
UNRELATED BUSINESS INCOME TAX	121,102.	
STATE UBI TAXES	25,871.	
OTHER TAXES	1,025.	
FOREIGN TAXES THRU LIMITED PARTNERSHIPS		155,184.
TOTALS	<u>190,614.</u>	<u>155,184.</u>



ATTACHMENT 9

FORM 990PF, PART I - OTHER EXPENSES

DESCRIPTION	REVENUE AND EXPENSES PER BOOKS	NET INVESTMENT INCOME	CHARITABLE PURPOSES
COMPUTER RELATED EXPENSES	385,072.		385,072.
INSURANCE	48,232.		47,299.
REPAIRS & MAINTENANCE	5,310.		5,310.
SUPPLIES & SERVICES	27,468.		27,468.
STAFF DEVELOPMENT	23,766.		23,766.
POSTAGE & SHIPPING	3,297.		3,297.
TELEPHONE	34,704.		34,704.
GENERAL PROGRAM AREA EXPENSES	594.		594.
GENERAL OFFICE EXPENSES	31,144.		31,144.
BOOKS & SUBSCRIPTIONS	6,412.		6,412.
EDUCATION & TRAINING	1,120.		1,120.
DUES & MEMBERSHIPS	32,812.		32,812.
LICENSE & FEES	1,999.		1,999.
OTHER EXPENSES	99,050.	3,104.	40,736.
TOOLBOX PROJECTS	174,824.		174,824.
LIMITED PARTNERSHIPS NET			
PORTFOLIO EXPENSES		4,891,710.	
LESS: AMOUNTS ATTRIBUTABLE TO UBI		-1,604.	
TOTALS	<u>875,804.</u>	<u>4,893,210.</u>	<u>816,557.</u>



ATTACHMENT 10

FORM 990PF, PART II - PREPAID EXPENSES AND DEFERRED CHARGES

<u>DESCRIPTION</u>	<u>ENDING BOOK VALUE</u>	<u>ENDING FMV</u>
PREPAID INSURANCE	18,788.	18,788.
PREPAID EXPENSES	407,367.	407,367.
PREPAID TAXES	665,000.	665,000.
TOTALS	<u>1,091,155.</u>	<u>1,091,155.</u>



CLIENT: The Nathan Cummings Foundation

EIN: 23-7093201

FOR THE YEAR ENDED: 12/31/17

DEPRECIATION TAX SCHEDULE

KIND OF PROPERTY	ASSETS			ACCUMULATED DEPRECIATION			
	BEGINNING BALANCE	ADDITIONS RETIREMENTS(R) SALES(S)	ENDING BALANCE	ALLOWED (OR ALLOWABLE) IN PRIOR YEARS	DEPRECIATION CLAIMED THIS YEAR	DEDUCTIONS RETIREMENTS(R) SALES(S)	ENDING BALANCE
Leasehold Improvements	1,336,939		1,336,939	1,266,905	16,600		1,283,505
Furniture, Fixtures & Equipment	81,519		81,519	81,519			81,519
Website	164,757	(65,905)	98,852	63,000			63,000
Artwork	23,799		23,799				
Audio Visual Equipment	72,208	74,195	146,403	72,208	14,839		87,047
TOTAL	1,679,222	8,290	1,687,512	1,483,632	31,439	0	1,656,071

COPY

Loss on disposal

92,973

Total Depreciation per Return

124,412

ATTACHMENT 11

FORM 990PF, PART II - CORPORATE STOCK

DESCRIPTION

	<u>ENDING BOOK VALUE</u>	<u>ENDING FMV</u>
AMALGAMATED BANK, DOMESTIC EQ. (SEE ATTACHED STATEMENT)	47,409,752.	47,409,752.
TOTALS	<u>47,409,752.</u>	<u>47,409,752.</u>

COPY

COPY



ASSET HOLDINGS STATEMENT
TRADE DATE



Description	Curr	Par Value/ Shares	Market Price	Market Value	Cost Value	Unrealized Gain/Loss	Accrued Income	Yld on Market	Yld on Cost
Equities									
Common Stock									
3M CO Cusip: 88579Y101	USD	1,243.00	235.37	292,564.91	123,419.30	169,145.61	0.00	2.00%	4.73%
A.O. SMITH CORP Cusip: 831865209	USD	304.00	61.28	18,629.12	16,724.56	1,904.56	0.00	0.91%	1.02%
ABBOTT LABORATORIES Cusip: 002824100	USD	3,628.00	57.07	207,049.96	92,667.43	114,382.53	0.00	1.96%	4.38%
ABBVIE INC Cusip: 00287Y109	USD	3,322.00	96.71	321,270.62	120,646.26	200,624.36	0.00	2.94%	7.82%
ACTIVISION BLIZZARD INC Cusip: 00507V109	USD	1,576.00	63.32	99,792.32	59,287.73	40,504.59	0.00	0.47%	0.80%
ACUTY BRANDS INC Cusip: 00508Y102	USD	87.00	175.00	15,312.00	21,006.17	-5,694.17	0.00	0.30%	0.22%
ADOBE SYSTEMS INC Cusip: 00724F101	USD	1,028.00	175.24	180,146.72	55,804.66	124,342.04	0.00	0.00%	0.60%
ADVANCED AUTO PARTS INC Cusip: 00751Y106	USD	154.00	99.69	15,352.26	24,203.85	-8,851.59	9.24	0.24%	0.15%
ADVANCED MICRO DEVICES INC Cusip: 007903107	USD	1,708.00	10.28	17,558.24	22,957.37	-5,399.13	0.00	0.00%	0.00%
AES CORP Cusip: 00130H105	USD	1,376.00	10.83	14,902.08	28,928.72	-14,026.64	0.00	4.80%	2.47%
AETNA INC Cusip: 00817Y108	USD	679.00	180.39	122,484.81	41,012.30	81,472.51	0.00	1.11%	3.31%

COPY



ASSET HOLDINGS STATEMENT
TRADE DATE

Description	Curr	Par Value/ Shares	Market Price	Market Value	Cost Value	Unrealized Gain/Loss	Accrued Income	Yld on Market	Yld on Cost
AFFILIATED MANAGERS GROUP INC Cusip: 008252108	USD	116.00	205.25	23,809.00	23,194.04	614.96	0.00	0.39%	0.40%
AFLAC INC Cusip: 001055102	USD	819.00	87.78	71,891.82	44,534.69	27,357.13	0.00	2.05%	3.31%
AGILENT TECHNOLOGIES INC Cusip: 00846U101	USD	670.00	66.97	44,869.90	19,840.70	25,029.20	99.83	0.89%	2.01%
AIR PRODUCTS & CHEMICALS INC Cusip: 009155106	USD	455.00	164.08	74,656.40	40,866.00	33,790.40	432.25	2.32%	4.23%
AKAMAI TECHNOLOGIES Cusip: 00971T101	USD	352.00	65.04	22,894.08	17,554.17	5,339.91	0.00	0.00%	0.00%
ALASKA AIR GROUP INC Cusip: 011659109	USD	257.00	73.51	18,892.07	17,280.51	1,611.56	0.00	1.63%	1.78%
ALBEMARLE CORP Cusip: 012653101	USD	230.00	127.89	29,414.70	18,632.42	10,782.28	73.28	1.00%	1.58%
ALEXANDRIA REAL ESTATE EQUITIES Cusip: 015271109	USD	199.00	130.59	25,987.41	22,280.76	3,706.65	179.10	2.76%	3.22%
ALEXION PHARMACEUTICALS INC Cusip: 015351109	USD	466.00	119.59	55,728.94	50,487.91	5,241.03	0.00	0.00%	0.00%
ALIGN TECHNOLOGY INC Cusip: 016255101	USD	151.00	222.19	33,550.69	22,085.11	11,465.58	0.00	0.00%	0.00%
ALLERGAN PLC Cusip: G0177J108	USD	693.00	163.68	113,360.94	81,039.27	32,321.67	0.00	0.00%	0.00%
ALLIANCE DATA SYSTEMS CORP Cusip: 018581108	USD	100.00	253.48	25,348.00	26,155.63	-807.63	0.00	0.82%	0.80%
ALLIANT ENERGY CORP Cusip: 018802108	USD	482.00	42.81	20,538.02	19,223.13	1,314.89	0.00	2.96%	3.16%
ALLSTATE CORP Cusip: 020002101	USD	748.00	104.71	78,323.08	46,554.90	31,768.18	277.87	1.41%	2.38%
ALPHABET INC CL A Cusip: 02079K305	USD	621.00	1,053.40	654,161.40	272,763.74	381,397.66	0.00	0.00%	0.00%
ALPHABET INC CL C Cusip: 02079K107	USD	629.00	1,046.40	658,185.60	179,038.94	479,146.66	0.00	0.00%	0.00%
AMAZON.COM INC Cusip: 023135106	USD	833.00	1,169.47	974,168.51	175,409.35	798,759.16	0.00	0.00%	0.00%
AMEREN CORP Cusip: 023608102	USD	506.00	58.99	29,848.94	23,360.84	6,488.10	0.00	3.10%	3.96%
AMERICAN AIRLINES GROUP INC Cusip: 02376R102	USD	887.00	52.03	46,150.61	49,056.13	-2,905.52	0.00	0.77%	0.72%
AMERICAN ELECTRIC POWER Cusip: 025537101	USD	1,026.00	73.57	75,482.82	46,442.05	29,040.77	0.00	3.37%	5.48%



ASSET HOLDINGS STATEMENT
TRADE DATE



Description	Curr	Par Value/ Shares	Market Price	Market Value	Cost Value	Unrealized Gain/Loss	Accrued Income	Yld on Market	Yld on Cost
AMERICAN EXPRESS CO. Cusip: 025816109	USD	1,501.00	99.31	149,064.31	94,928.38	54,135.93	0.00	1.41%	2.21%
AMERICAN INTERNATIONAL GROUP Cusip: 026874784	USD	1,873.00	59.58	111,593.34	249,561.50	-137,968.16	0.00	2.15%	0.96%
AMERICAN TOWER CORP Cusip: 03027X100	USD	893.00	142.67	127,404.31	52,007.74	75,396.57	625.10	1.96%	4.81%
AMERICAN WATER WORKS CO INC Cusip: 030420103	USD	371.00	91.49	33,942.79	25,702.35	8,240.44	0.00	1.81%	2.40%
AMERIPRISE FINANCIAL INC Cusip: 03076C106	USD	308.00	169.47	52,196.76	19,715.96	32,480.80	0.00	1.96%	5.19%
AMERISOURCEBERGEN CORP Cusip: 03073E105	USD	337.00	91.82	30,943.34	10,167.06	20,776.28	0.00	1.66%	5.04%
AMETEK NEW Cusip: 031100100	USD	481.00	72.47	34,858.07	22,753.61	12,104.46	0.00	0.50%	0.76%
AMGEN INC Cusip: 031162100	USD	1,512.00	173.90	262,936.80	101,786.63	161,150.17	0.00	3.04%	7.84%
AMPHENOL CORP-CL A Cusip: 032095101	USD	636.00	87.80	55,840.80	15,605.69	40,235.11	120.46	0.87%	3.10%
ANADARKO PETE CORP. Cusip: 032511107	USD	1,140.00	53.64	61,149.50	61,102.64	46.86	0.00	0.37%	0.37%
ANALOG DEVICES INC Cusip: 032654106	USD	769.00	89.03	68,464.07	28,310.35	40,153.72	0.00	2.02%	4.89%
ANDEAVOR Cusip: 03349M105	USD	299.00	114.34	34,187.66	17,218.05	16,969.61	0.00	2.06%	4.10%
ANSYS INC Cusip: 03662Q105	USD	177.00	147.59	26,123.43	21,587.17	4,536.26	0.00	0.00%	0.00%
ANTHEM INC Cusip: 036752103	USD	535.00	225.01	120,380.35	48,284.61	72,095.74	0.00	1.24%	3.10%
APACHE CORP Cusip: 037411105	USD	794.00	42.22	33,522.68	63,973.59	-30,450.91	0.00	2.37%	1.24%
APARTMENT INVT & MGMT CO -A Cusip: 03748R101	USD	327.00	43.71	14,293.17	11,467.15	2,826.02	0.00	3.29%	4.11%
APPLE INC Cusip: 037833100	USD	10,701.00	169.23	1,810,930.23	296,592.92	1,514,337.31	0.00	1.49%	9.09%
APPLIED MATERIALS INC Cusip: 038222105	USD	2,223.00	51.12	113,639.76	45,662.34	67,977.42	0.00	0.78%	1.95%
ARCHER DANIELS MIDLAND CO Cusip: 039483102	USD	1,166.00	40.08	46,693.20	40,573.86	6,119.34	0.00	3.19%	3.68%
ARCONIC INC Cusip: 03965L100	USD	811.00	27.25	22,099.75	47,012.47	-24,912.72	0.00	0.88%	0.41%

COPY



ASSET HOLDINGS STATEMENT
TRADE DATE

Description	Curr	Par Value/ Shares	Market Price	Market Value	Cost Value	Unrealized Gain/Loss	Accrued Income	Yld on Market	Yld on Cost
ASSURANT INC Cusip: 04621X108	USD	112.00	100.84	11,294.08	6,884.10	4,409.98	0.00	2.22%	3.64%
AT&T INC Cusip: 00206R102	USD	12,795.00	38.88	497,469.60	424,311.04	73,158.56	0.00	5.14%	6.03%
AUTODESK INC Cusip: 052769106	USD	457.00	104.83	47,907.31	25,850.32	22,056.99	0.00	0.00%	0.00%
AUTOMATIC DATA PROCESSING INC. Cusip: 053015103	USD	924.00	117.19	108,283.56	43,655.72	64,627.84	581.49	2.15%	5.33%
AUTOZONE INC Cusip: 053332102	USD	57.00	711.37	40,548.09	11,523.46	29,024.63	0.00	0.00%	0.00%
AVALONBAY COMMUNITIES INC Cusip: 053484101	USD	288.00	178.41	51,382.08	38,673.77	12,708.31	408.96	3.18%	4.23%
AVERY DENNISON CORP Cusip: 053811109	USD	185.00	114.86	21,249.10	12,397.67	8,851.43	0.00	1.57%	2.69%
B & T CORPORATION Cusip: 054937107	USD	1,643.00	49.72	81,689.96	61,894.33	19,795.63	0.00	2.65%	3.50%
BAKER HUGHES Cusip: 05722G100	USD	892.00	31.64	28,222.88	62,066.01	-33,843.13	0.00	2.28%	1.03%
BALL CORP Cusip: 058498106	USD	730.00	37.85	27,630.50	14,062.24	13,568.26	0.00	1.05%	2.08%
BANK OF AMERICA CORP Cusip: 060505104	USD	20,214.00	29.52	596,717.28	615,100.59	-18,383.31	0.00	1.63%	1.58%
BANK OF NEW YORK MELLON CORP Cusip: 064058100	USD	2,134.00	63.86	114,937.24	86,670.63	28,266.61	0.00	1.78%	2.36%
BAXTER INTL INC COM Cusip: 071813109	USD	1,045.00	64.64	67,548.80	35,886.47	31,662.33	166.56	0.99%	1.86%
BECTON DICKINSON & CO Cusip: 075887109	USD	475.00	214.06	101,678.50	42,454.74	59,223.76	0.00	1.40%	3.36%
BERKSHIRE HATHAWAY INC CL-B Cusip: 084570702	USD	4,010.00	198.22	794,862.20	363,049.88	431,812.32	0.00	0.00%	0.00%
BEST BUY INC Cusip: 086516101	USD	530.00	68.47	36,289.10	25,114.26	11,174.84	0.00	1.99%	2.87%
BIOGEN IDEC INC Cusip: 09062X103	USD	441.00	318.57	140,489.37	34,223.69	106,265.68	0.00	0.00%	0.00%
BLACKROCK INC Cusip: 09247X101	USD	257.00	513.71	132,023.47	57,719.19	74,304.28	0.00	1.95%	4.45%
BOEING CO. Cusip: 097023105	USD	1,166.00	294.91	343,866.06	121,147.43	222,717.63	0.00	2.32%	6.58%
BORGWARNER INC Cusip: 099724106	USD	413.00	51.09	21,100.17	13,547.23	7,552.94	0.00	1.33%	2.07%

COPY



ASSET HOLDINGS STATEMENT
TRADE DATE



Description	Curr	Par Value/ Shares	Market Price	Market Value	Cost Value	Unrealized Gain/Loss	Accrued Income	Yld on Market	Yld on Cost
BOSTON PPTYS INC Cusip: 101121101	USD	322.00	130.03	41,869.66	32,264.90	9,604.76	257.60	2.46%	3.19%
BOSTON SCIENTIFIC CORP Cusip: 101137107	USD	2,862.00	24.79	70,948.98	45,526.96	25,422.02	0.00	0.00%	0.00%
BRIGHTHOUSE FINANCIAL INC Cusip: 10922N103	USD	200.00	58.64	11,728.00	12,739.60	-1,011.60	0.00	0.00%	0.00%
BRISTOL MYERS SQUIBB CO Cusip: 110122108	USD	3,411.00	61.28	209,026.08	111,010.46	98,015.62	0.00	2.61%	4.92%
BROWN-FORMAN CORP-CLASS B Cusip: 115637209	USD	408.00	68.67	28,017.36	10,293.70	17,723.66	80.38	1.15%	3.13%
C S X CORP Cusip: 126498103	USD	1,863.00	55.01	102,483.63	32,019.18	70,464.45	0.00	1.45%	4.66%
C.H. ROBINSON WORLDWIDE INC Cusip: 12541W209	USD	290.00	89.09	25,836.10	15,441.44	10,394.66	0.00	2.07%	3.46%
CA INC Cusip: 12673P105	USD	654.00	33.28	21,765.12	16,597.52	5,167.60	0.00	3.06%	4.02%
CABOT OIL & GAS CORP Cusip: 127097103	USD	964.00	28.60	27,570.40	17,509.93	10,060.47	0.00	0.70%	1.10%
CADENCE DESIGN SYS INC Cusip: 127387108	USD	589.00	41.82	24,631.98	22,581.85	2,050.13	0.00	0.00%	0.00%
CAMPBELL SOUP CO. Cusip: 134429109	USD	401.00	48.11	19,292.11	16,803.66	2,488.45	0.00	2.91%	3.34%
CAPITAL ONE FINL CORP Cusip: 14040H105	USD	1,011.00	99.58	100,675.38	65,491.47	35,183.91	0.00	1.61%	2.47%
CARDINAL HEALTH INC Cusip: 14149Y108	USD	655.00	61.27	40,131.85	36,084.77	4,047.08	302.87	3.02%	3.36%
CARMAX INC Cusip: 143130102	USD	380.00	64.13	24,369.40	8,868.38	15,501.02	0.00	0.00%	0.00%
CARNIVAL CORP Cusip: 143658300	USD	850.00	66.37	56,414.50	39,588.87	16,825.63	0.00	2.71%	3.86%
CATERPILLAR INC Cusip: 149123101	USD	1,239.00	157.58	195,241.62	100,280.49	94,961.13	0.00	1.98%	3.85%
CBOE GLOBAL MARKETS INC. Cusip: 12503M108	USD	236.00	124.59	29,403.24	19,824.16	9,579.08	0.00	0.87%	1.29%
CBRE GROUP INC Cusip: 12504L109	USD	630.00	43.31	27,285.30	17,780.97	9,504.33	0.00	0.00%	0.00%
CBS CORP-CLASS B NON VOTING Cusip: 124857202	USD	678.00	59.00	40,002.00	23,550.81	16,451.19	122.04	1.22%	2.07%
CELGENE CORP Cusip: 151020104	USD	1,641.00	104.36	171,254.76	64,929.33	106,325.43	0.00	0.00%	0.00%

COPY



ASSET HOLDINGS STATEMENT
TRADE DATE

Description	Curr	Par Value/ Shares	Market Price	Market Value	Cost Value	Unrealized Gain/Loss	Accrued Income	Yld on Market	Yld on Cost
CENTENE CORP Cusip: 15135B101	USD	359.00	100.88	36,215.92	23,045.80	13,170.12	0.00	0.00%	0.00%
CENTERPOINT ENERGY INC Cusip: 15189T107	USD	898.00	28.36	25,467.28	15,904.64	9,562.64	0.00	3.91%	6.27%
CENTURYLINK INC Cusip: 156700106	USD	2,025.00	16.68	33,777.00	64,695.50	-30,818.50	0.00	12.95%	6.77%
CERNER CORP Cusip: 156782104	USD	658.00	67.39	44,342.62	21,565.68	22,776.94	0.00	0.00%	0.00%
CF INDUSTRIES HOLDINGS INC Cusip: 125269100	USD	486.00	42.54	20,674.44	13,146.46	7,527.98	0.00	2.82%	4.44%
CHARTER COMMUNICATIONS INC CL A Cusip: 16119P108	USD	404.00	335.96	135,727.84	113,568.89	22,158.95	0.00	0.00%	0.00%
CHESAPEAKE ENERGY CORP Cusip: 165167107	USD	1,894.00	3.96	7,500.24	34,931.01	-27,430.77	0.00	0.00%	0.00%
CHEVRON CORP Cusip: 166764100	USD	3,959.00	125.19	495,627.21	337,178.89	158,448.32	0.00	3.45%	5.07%
CHIPOTLE MEXICAN GRILL INC Cusip: 169656105	USD	52.00	289.03	15,029.56	15,653.61	-624.05	0.00	0.00%	0.00%
CHURCH & DWIGHT INC Cusip: 171340102	USD	521.00	50.17	26,138.57	22,586.12	3,552.45	0.00	1.51%	1.75%
CIGNA CORPORATION Cusip: 125509109	USD	514.00	203.09	104,388.26	33,063.58	71,324.68	0.00	0.02%	0.06%
CIMAREX ENERGY CO Cusip: 171798101	USD	199.00	122.01	24,279.99	26,861.33	-2,581.34	0.00	0.26%	0.24%
CINCINNATI FINANCIAL CORP Cusip: 172062101	USD	311.00	74.97	23,315.67	14,521.76	8,793.91	155.50	2.67%	4.28%
CINTAS Cusip: 172908105	USD	179.00	155.83	27,893.57	7,634.15	20,259.42	0.00	1.04%	3.80%
CISCO SYSTEMS INC Cusip: 17275R102	USD	10,303.00	38.30	394,604.90	275,557.71	119,047.19	0.00	3.03%	4.34%
CITIGROUP INC Cusip: 172967424	USD	5,506.00	74.41	409,701.46	560,574.66	-150,873.20	0.00	1.72%	1.26%
CITIZENS FINANCIAL INC Cusip: 174610105	USD	1,025.00	41.98	43,029.50	22,584.09	20,445.41	0.00	1.72%	3.27%
CITRIX SYSTEMS INC Cusip: 177376100	USD	298.00	88.00	26,224.00	10,208.89	16,015.11	0.00	0.00%	0.00%
CLOROX COMPANY Cusip: 189054109	USD	269.00	148.74	40,011.06	19,656.96	20,354.10	0.00	2.26%	4.60%
CME GROUP Cusip: 12572Q105	USD	709.00	146.05	103,549.45	71,495.86	32,053.59	4,963.00	1.81%	2.62%

COPY



ASSET HOLDINGS STATEMENT
TRADE DATE



Description	Curr	Par Value/ Shares	Market Price	Market Value	Cost Value	Unrealized Gain/Loss	Accrued Income	Yld on Market	Yld on Cost
CMS ENERGY CORP Cusip: 125896100	USD	588.00	47.30	27,812.40	12,977.99	14,834.41	0.00	2.81%	6.03%
COCA-COLA COMPANY Cusip: 191216100	USD	7,991.00	45.88	366,627.08	227,646.66	138,980.42	0.00	3.23%	5.20%
COGNIZANT TECHNOLOGY SOLUTIONS CORP Cusip: 192446102	USD	1,229.00	71.02	87,283.58	31,758.12	55,525.46	0.00	0.84%	2.32%
COLGATE PALMOLIVE CO. Cusip: 194162103	USD	1,830.00	75.45	138,073.50	70,621.54	67,451.96	0.00	2.12%	4.15%
COMCAST CORP-CLASS A Cusip: 20030N101	USD	9,722.00	40.05	389,366.10	163,346.57	226,019.53	0.00	1.57%	3.75%
COMERICA INC Cusip: 200340107	USD	362.00	86.81	31,425.22	18,651.49	12,773.73	109.50	1.38%	2.33%
CONAGRA BRANDS INC Cusip: 205887102	USD	851.00	37.67	32,057.17	18,740.06	13,317.11	0.00	2.26%	3.86%
CONCHO RESOURCES INC Cusip: 20605P101	USD	310.00	150.22	46,568.20	30,573.00	15,995.20	0.00	0.00%	0.00%
CONOCOPHILLIPS Cusip: 20825C104	USD	2,492.00	54.89	136,785.88	144,264.41	-7,478.53	0.00	1.93%	1.83%
CONSOLIDATED EDISON INC Cusip: 209115104	USD	646.00	84.95	54,877.70	32,967.82	21,909.88	0.00	3.25%	5.41%
CONSTELLATION BRANDS INC-A Cusip: 21036P108	USD	359.00	228.57	82,056.63	17,520.61	64,536.02	0.00	0.91%	4.26%
COOPER COMPANIES INC (THE) Cusip: 216648402	USD	102.00	217.88	22,223.76	19,237.88	2,985.88	0.00	0.03%	0.03%
CORNING INC Cusip: 219350105	USD	1,810.00	31.99	57,901.90	44,974.39	12,927.51	0.00	1.94%	2.50%
COSTCO WHOLESALE CORP Cusip: 22160K105	USD	911.00	186.12	169,555.32	63,975.74	105,579.58	0.00	1.07%	2.85%
COTY INC CL A Cusip: 222070203	USD	984.00	19.89	19,571.76	22,763.57	-3,191.81	0.00	2.51%	2.16%
CR BARD INC Cusip: 067383109	USD	152.00	331.24	50,348.48	16,063.16	34,285.32	0.00	0.31%	0.98%
CROWN CASTLE INTL CORP Cusip: 22822V101	USD	847.00	111.01	94,025.47	57,794.67	36,230.80	0.00	3.78%	6.16%
CSRA INC Cusip: 12650T104	USD	342.00	29.92	10,232.64	8,119.72	2,112.92	0.00	1.34%	1.68%
CUMMINS ENGINE INC. Cusip: 231021106	USD	325.00	176.64	57,408.00	17,732.48	39,675.52	0.00	2.45%	7.92%
CVS HEALTH CORPORATION Cusip: 126650100	USD	2,111.00	72.50	153,047.50	85,793.04	67,254.46	0.00	2.76%	4.92%



ASSET HOLDINGS STATEMENT
TRADE DATE

Description	Curr	Par Value/ Shares	Market Price	Market Value	Cost Value	Unrealized Gain/Loss	Accrued Income	Yld on Market	Yld on Cost
D R HORTON INC Cusip: 23331A109	USD	711.00	51.07	36,310.77	17,178.01	19,132.76	0.00	0.98%	2.07%
DANAHER CORP Cusip: 235851102	USD	1,276.00	92.82	118,438.32	47,392.26	71,046.06	178.54	0.60%	1.51%
DARDEN RESTAURANTS INC Cusip: 237194105	USD	257.00	96.02	24,677.14	12,241.09	12,436.05	0.00	2.62%	5.29%
DAVITA INC. Cusip: 23918K108	USD	316.00	72.25	22,831.00	9,965.87	12,865.13	0.00	0.00%	0.00%
DEERE & CO Cusip: 244199105	USD	666.00	156.51	104,235.66	45,917.57	58,318.09	399.60	1.53%	3.48%
DELTA AIR LINES INC Cusip: 247361702	USD	1,367.00	56.00	76,552.00	33,364.84	43,187.16	0.00	2.18%	5.00%
DENTSPLY SIRONA INC Cusip: 24906P109	USD	479.00	65.83	31,532.57	21,348.14	10,184.43	41.91	0.53%	0.79%
DEVON ENERGY CORP Cusip: 25179M103	USD	1,095.00	41.40	45,333.00	65,069.84	-19,736.84	0.00	0.58%	0.40%
DIGITAL REALTY TRUST INC Cusip: 253868103	USD	428.00	113.90	48,749.20	43,511.12	5,238.08	395.25	3.27%	3.66%
DISCOVER FINANCIAL SERVICES Cusip: 254709108	USD	757.00	76.92	58,228.44	21,204.77	37,023.67	0.00	1.82%	5.00%
DISCOVERY COMMUNICATIONS-A Cusip: 25470F104	USD	321.00	22.38	7,183.98	5,652.49	1,531.49	0.00	0.00%	0.00%
DISCOVERY COMMUNICATIONS-C Cusip: 25470F302	USD	423.00	21.17	8,954.91	8,750.11	204.80	0.00	0.00%	0.00%
DISH NETWORK CORP CL A Cusip: 25470M109	USD	475.00	47.75	22,681.25	29,493.96	-6,812.71	0.00	0.00%	0.00%
DOLLAR GENERAL CORP Cusip: 256677105	USD	543.00	93.01	50,504.43	28,732.02	21,772.41	0.00	1.12%	1.97%
DOLLAR TREE INC Cusip: 256746108	USD	494.00	107.31	53,011.14	22,276.41	30,734.73	0.00	0.00%	0.00%
DOMINION ENERGY INC Cusip: 25746U109	USD	1,342.00	81.06	108,782.52	65,435.07	43,347.45	0.00	3.80%	6.32%
DOVER CORP Cusip: 260003108	USD	324.00	100.99	32,720.76	14,842.86	17,877.90	0.00	1.86%	4.10%
DOWDUPONT INC Cusip: 26078J100	USD	4,877.00	71.22	347,339.94	202,122.33	145,217.61	0.00	2.13%	3.67%
DR PEPPER SNAPPLE GROUP INC Cusip: 26138E109	USD	376.00	97.06	36,494.56	10,966.21	25,528.35	218.66	2.39%	7.95%
DTE ENERGY COMPANY Cusip: 233331107	USD	374.00	109.46	40,938.04	21,361.29	19,576.75	329.17	3.22%	6.18%

COPY



ASSET HOLDINGS STATEMENT
TRADE DATE

Description	Curr	Par Value/ Shares	Market Price	Market Value	Cost Value	Unrealized Gain/Loss	Accrued Income	Yld on Market	Yld on Cost
DUKE ENERGY CORP Cusip: 26441C204	USD	1,459.00	84.11	122,716.49	84,271.10	38,445.39	0.00	4.23%	6.16%
DUKE REALTY CORP Cusip: 264411505	USD	742.00	27.21	20,189.82	20,579.64	-389.82	0.00	2.94%	2.88%
DXC TECHNOLOGY CO Cusip: 23355L108	USD	594.00	94.90	56,370.60	43,070.90	13,299.70	106.38	0.76%	0.99%
EASTMAN CHEM CO Cusip: 277432100	USD	300.00	92.64	27,792.00	13,037.32	14,754.68	168.56	2.42%	5.15%
EBAY INC (COM) Cusip: 278642103	USD	2,024.00	37.74	76,385.76	31,269.24	45,116.52	0.00	0.00%	0.00%
ECOLAB INC Cusip: 278865100	USD	542.00	134.18	72,725.56	29,533.06	43,192.50	222.22	1.22%	3.01%
EDISON INTERNATIONAL Cusip: 281020107	USD	679.00	63.24	42,939.96	39,751.32	3,188.64	410.80	3.83%	4.13%
EDWARDS LIFESCIENCES CORP Cusip: 28176E108	USD	442.00	112.71	49,817.82	22,318.51	27,499.31	0.00	0.00%	0.00%
ELECTRONIC ARTS INC Cusip: 285512109	USD	642.00	105.06	67,448.52	31,361.60	36,086.92	0.00	0.00%	0.00%
ELI LILLY & CO Cusip: 532457108	USD	2,019.00	84.46	170,524.74	117,301.91	53,222.83	0.00	2.66%	3.87%
EMERSON ELECTRIC CO. Cusip: 291011104	USD	1,337.00	69.69	93,175.53	65,529.28	27,646.25	0.00	2.78%	3.95%
ENTERGY CORP Cusip: 29364G103	USD	376.00	81.39	30,602.64	36,872.41	-6,269.77	0.00	4.37%	3.63%
ENVISION HEALTHCARE CORP Cusip: 29414D100	USD	252.00	34.56	8,709.12	16,804.43	-8,095.31	0.00	0.00%	0.00%
EOG RESOURCES INC Cusip: 26875P101	USD	1,205.00	107.91	130,031.55	59,963.73	70,067.82	0.00	0.62%	1.35%
EQT CORPORATION Cusip: 26884L109	USD	510.00	56.92	29,029.20	26,456.31	2,572.89	0.00	0.21%	0.23%
EQUIFAX INC Cusip: 294429105	USD	250.00	117.92	29,480.00	13,405.71	16,074.29	0.00	1.32%	2.91%
EQUINIX INC Cusip: 29444U700	USD	163.00	453.22	73,874.86	44,794.09	29,080.77	0.00	1.77%	2.91%
EQUITY RESIDENTIAL Cusip: 29476L107	USD	766.00	63.77	48,847.82	40,000.12	8,847.70	385.87	3.16%	3.86%
ESSEX PPTY TR INC Cusip: 297178105	USD	138.00	241.37	33,309.06	25,501.56	7,807.50	241.50	2.90%	3.79%
ESTEE LAUDER COMPANIES-CL A Cusip: 518439104	USD	467.00	127.24	59,421.08	17,229.71	42,191.37	0.00	1.19%	4.12%

COPY



ASSET HOLDINGS STATEMENT
TRADE DATE

Description	Curr	Par Value/ Shares	Market Price	Market Value	Cost Value	Unrealized Gain/Loss	Accrued Income	Yld on Market	Yld on Cost
ETRADE GROUP INC Cusip: 269246401	USD	564.00	49.57	27,957.48	26,287.75	1,669.73	0.00	0.00%	0.00%
EVERSOURCE ENERGY Cusip: 30040W108	USD	660.00	63.18	41,698.80	20,769.51	20,929.29	0.00	3.01%	6.04%
EXELON CORPORATION Cusip: 30161N101	USD	2,001.00	39.41	78,859.41	133,095.11	-54,235.70	0.00	3.32%	1.97%
EXPEDIA INC Cusip: 30212P303	USD	256.00	119.77	30,661.12	16,127.13	14,533.99	0.00	1.00%	1.90%
EXPEDITORS INTL WASH INC Cusip: 302130109	USD	370.00	64.69	23,935.30	18,974.68	4,960.62	0.00	1.30%	1.64%
EXPRESS SCRIPTS HOLDING COMPANY Cusip: 30219G108	USD	1,181.00	74.54	88,149.84	49,483.59	38,666.25	0.00	0.00%	0.00%
EXTRA SPACE STORAGE INC Cusip: 30225T102	USD	263.00	87.45	22,999.35	22,489.78	509.57	0.00	3.57%	3.55%
EXXON MOBIL CORP Cusip: 30231G102	USD	8,830.00	83.64	738,541.20	724,675.67	13,865.53	0.00	3.68%	3.75%
F5 NETWORKS INC Cusip: 315616102	USD	130.00	131.22	17,058.60	17,391.75	-333.15	0.00	0.00%	0.00%
FACEBOOK INC-A Cusip: 30303M102	USD	4,970.00	176.46	877,006.20	369,588.73	507,417.47	0.00	0.00%	0.00%
FASTENAL CO Cusip: 311900104	USD	599.00	54.89	32,759.31	17,315.62	15,443.69	0.00	2.34%	4.43%
FEDERAL REALTY INVS TRUST Cusip: 313747205	USD	151.00	132.81	20,054.31	22,512.62	-2,458.31	151.00	3.01%	2.68%
FEDEX CORP Cusip: 31428X106	USD	515.00	249.54	128,513.10	60,559.39	67,953.71	256.50	0.80%	1.70%
FIDELITY NATIONAL INFORMATIO Cusip: 31620M106	USD	696.00	94.09	65,486.64	28,840.43	36,646.21	0.00	1.23%	2.80%
FIFTH THIRD BANCORP Cusip: 316773100	USD	1,469.00	30.34	44,569.46	41,337.13	3,232.33	235.04	2.11%	2.27%
FIRSTENERGY CORP Cusip: 337932107	USD	927.00	30.62	28,384.74	55,708.84	-27,324.10	0.00	4.70%	2.40%
FISERV INC Cusip: 33773B108	USD	434.00	131.13	56,910.42	15,167.13	41,743.29	0.00	0.00%	0.00%
FLIR SYS INC Cusip: 302445101	USD	289.00	46.62	13,473.18	8,869.32	4,603.86	0.00	1.29%	1.96%
FLOWSERVE CORP Cusip: 34354P105	USD	272.00	42.13	11,459.36	7,472.46	3,986.90	0.00	1.80%	2.77%
FLUOR CORP Cusip: 343412102	USD	292.00	51.65	15,081.80	17,850.73	-2,768.93	61.11	1.63%	1.37%

COPY



ASSET HOLDINGS STATEMENT
TRADE DATE



Description	Curr	Par Value/ Shares	Market Price	Market Value	Cost Value	Unrealized Gain/Loss	Accrued Income	Yld on Market	Yld on Cost
FHC CORP Cusip: 302491303	USD	280.00	94.66	26,504.80	8,503.43	18,001.37	46.20	0.70%	2.17%
FOOT LOCKER INC Cusip: 344849104	USD	274.00	46.88	12,846.12	17,194.79	-4,349.67	0.00	2.65%	1.98%
FORD MOTOR CO Cusip: 345370860	USD	8,131.00	12.49	101,556.19	75,144.66	26,411.53	0.00	4.80%	6.49%
FORTIVE CORPORATION Cusip: 34959J108	USD	637.00	72.35	46,086.95	15,711.01	30,375.94	0.00	0.39%	1.14%
FORTUNIS BRANDS HOME & SECURITY INC Cusip: 34964C106	USD	321.00	68.44	21,969.24	18,433.20	3,536.04	0.00	1.17%	1.39%
FRANKLIN RESOURCES Cusip: 354613101	USD	681.00	43.33	29,507.73	30,889.70	-1,381.97	156.63	2.12%	2.03%
FREEMPORT-MCMORAN INC Cusip: 35671D857	USD	2,805.00	18.96	53,182.80	77,901.64	-24,718.84	0.00	0.00%	0.00%
GALLAGHER ARTHUR J & CO Cusip: 363576109	USD	377.00	63.28	23,856.56	18,482.22	5,374.34	0.00	2.47%	3.18%
GAP INC Cusip: 364760108	USD	454.00	34.06	15,463.24	8,743.75	6,719.49	0.00	2.70%	4.78%
GARMIN LTD Cusip: H2906T109	USD	231.00	59.57	13,760.67	10,084.15	3,676.52	0.00	3.22%	4.40%
GARTNER INC Cusip: 366651107	USD	189.00	123.15	23,275.35	20,764.68	2,520.67	0.00	0.00%	0.00%
GENERAL DYNAMICS CORP. Cusip: 369550108	USD	578.00	203.45	117,594.10	50,555.06	67,039.04	0.00	1.65%	3.84%
GENERAL ELECTRIC CO. Cusip: 369604103	USD	18,074.00	17.45	315,391.30	607,276.66	-291,885.35	2,168.88	2.75%	1.43%
GENERAL MILLS Cusip: 370334104	USD	1,185.00	59.29	70,258.65	39,190.41	31,068.24	0.00	3.31%	5.93%
GENERAL MOTORS CO Cusip: 37045V100	USD	2,662.00	40.99	109,115.38	94,263.69	14,851.69	0.00	3.71%	4.29%
GENUINE PARTS CO. Cusip: 372460105	USD	306.00	95.01	29,073.06	16,300.27	12,772.79	206.88	2.84%	5.07%
GGP INC Cusip: 36174X101	USD	1,305.00	23.39	30,523.95	28,750.46	1,773.49	286.22	3.76%	3.99%
GILEAD SCIENCES INC Cusip: 375558103	USD	2,722.00	71.64	195,004.08	72,410.16	122,593.92	0.00	2.90%	7.82%
GLOBAL PMTS INC Cusip: 37940X102	USD	332.00	100.24	33,279.68	25,073.10	8,206.58	0.00	0.04%	0.05%
GOLDMAN SACHS GROUP INC Cusip: 38141G104	USD	731.00	254.76	186,229.56	138,788.92	47,440.64	0.00	1.18%	1.58%

COPY



ASSET HOLDINGS STATEMENT
TRADE DATE

Description	Curr	Par Value/ Shares	Market Price	Market Value	Cost Value	Unrealized Gain/Loss	Accrued Income	Yld on Market	Yld on Cost
GOODYEAR TIRE & RUBBER CO. Cusip: 382550101	USD	513.00	32.31	16,575.03	16,417.89	157.14	0.00	1.73%	1.75%
H&R BLOCK INC Cusip: 093671105	USD	436.00	26.22	11,431.92	10,609.38	822.54	104.16	3.66%	3.95%
HALLIBURTON CO. Cusip: 406216101	USD	1,818.00	48.87	88,845.66	66,913.20	21,932.46	0.00	1.47%	1.96%
HANESBRANDS INC Cusip: 410345102	USD	760.00	20.91	15,891.60	25,345.48	-9,453.86	0.00	2.87%	1.80%
HARLEY DAVIDSON INC. Cusip: 412622108	USD	350.00	50.88	17,808.00	21,521.56	-3,713.56	0.00	2.87%	2.37%
HARRIS CORP Cusip: 413875105	USD	249.00	141.65	35,270.85	14,232.32	21,038.53	0.00	1.61%	3.99%
HARTFORD FINANCIAL SERVICE GROUP INC Cusip: 416515104	USD	744.00	56.28	41,872.32	51,437.30	-9,564.98	189.25	1.78%	1.45%
HASBRO INC Cusip: 418056107	USD	236.00	90.89	21,450.04	9,392.29	12,057.75	0.00	2.51%	5.73%
HCA HEALTHCARE INC Cusip: 40412C101	USD	590.00	87.84	51,825.50	43,301.41	8,524.19	0.00	0.00%	0.00%
HCP INC Cusip: 40414L109	USD	978.00	26.08	25,506.24	30,762.95	-5,256.71	0.00	5.67%	4.71%
HELMERICH & PAYNE Cusip: 423452101	USD	227.00	64.64	14,673.28	10,365.38	4,307.90	0.00	4.33%	6.13%
HENRY SCHEIN INC Cusip: 806407102	USD	328.00	69.88	22,920.64	23,193.73	-273.09	0.00	0.00%	0.00%
HERSHEY CO/THE Cusip: 427866108	USD	294.00	113.51	33,371.94	17,155.82	16,216.12	0.00	2.31%	4.50%
HESS CORP Cusip: 42809H107	USD	563.00	47.47	26,725.61	31,664.24	-4,938.63	0.00	2.11%	1.78%
HEWLETT PACKARD ENTERPRISE Cusip: 42824C109	USD	3,324.00	14.36	47,732.64	47,380.69	351.95	255.90	2.09%	2.10%
HILTON WORLDWIDE HOLDINGS INC Cusip: 43300A203	USD	421.00	79.86	33,621.06	27,916.40	5,704.66	0.00	0.75%	0.90%
HOLOGIC INC Cusip: 436440101	USD	576.00	42.75	24,581.25	20,532.97	4,048.28	0.00	0.00%	0.00%
HOME DEPOT INC Cusip: 437076102	USD	2,433.00	189.53	461,126.49	101,736.02	359,390.47	0.00	1.88%	8.51%
HONEYWELL INTL INC Cusip: 438516106	USD	1,587.00	153.36	243,382.32	100,696.28	142,686.04	0.00	1.94%	4.70%
HORMEL FOODS CORP. Cusip: 440452100	USD	561.00	36.39	20,414.79	7,098.24	13,316.55	0.00	2.06%	5.93%

COPY



ASSET HOLDINGS STATEMENT
TRADE DATE

Description	Curr	Par Value/ Shares	Market Price	Market Value	Cost Value	Unrealized Gain/Loss	Accrued Income	Yld on Market	Yld on Cost
HOST HOTELS & RESORTS INC. Cusip: 44107P104	USD	1,542.00	19.85	30,608.70	31,757.95	-1,149.25	385.50	4.03%	3.88%
HP INC Cusip: 40434L105	USD	3,481.00	21.01	73,135.81	70,707.01	2,428.80	483.23	2.65%	2.74%
HUMANA INC. Cusip: 444859102	USD	298.00	248.07	73,924.86	23,281.37	60,643.49	119.20	0.64%	2.05%
HUNTINGTON BASHARES Cusip: 446150104	USD	2,252.00	14.56	32,789.12	25,267.18	7,521.94	249.04	3.02%	3.92%
IDEXX LABS INC Cusip: 45168D104	USD	182.00	156.38	28,461.16	21,688.68	6,772.48	0.00	0.00%	0.00%
ILLINOIS TOOL WORKS Cusip: 452308109	USD	642.00	166.85	107,117.70	36,262.51	70,855.19	500.76	1.87%	5.52%
ILLUMINA INC Cusip: 452327109	USD	304.00	218.49	66,420.96	53,641.68	12,779.28	0.00	0.00%	0.00%
INCYTE CORP Cusip: 45337C102	USD	366.00	94.71	34,663.86	48,620.92	-13,957.06	0.00	0.00%	0.00%
INGERSOLL-RAND PLC Cusip: G47791101	USD	521.00	89.19	46,467.99	19,816.79	26,651.20	0.00	1.30%	3.05%
INTEL CORP Cusip: 458140100	USD	9,753.00	46.16	450,198.48	227,950.27	222,248.21	0.00	2.36%	4.66%
INTERCONTINENTAL EXCHANGE, INC Cusip: 45886F104	USD	1,219.00	70.56	86,012.64	55,034.92	30,977.72	0.00	1.13%	1.77%
INTERNATIONAL PAPER CO Cusip: 460146103	USD	861.00	57.94	49,886.34	33,045.37	16,840.97	0.00	3.28%	4.95%
INTERPUBLIC GROUP OF COS INC Cusip: 460590100	USD	810.00	20.16	16,329.60	10,126.12	6,203.48	0.00	3.57%	5.76%
INTL BUSINESS MACHINES CORP Cusip: 459200101	USD	1,794.00	153.42	275,235.48	196,911.13	78,324.35	0.00	3.91%	5.47%
INTL FLAVORS & FRAGRANCES Cusip: 459506101	USD	165.00	152.61	25,180.65	9,152.80	16,027.85	113.85	1.81%	4.98%
INTUIT INC Cusip: 461202103	USD	507.00	157.78	79,994.46	20,939.47	59,054.99	0.00	0.99%	3.78%
INTUITIVE SURGICAL INC Cusip: 46120E602	USD	232.00	364.94	84,666.08	30,299.92	54,366.16	0.00	0.00%	0.00%
INVESCO LTD Cusip: G491BT108	USD	848.00	36.54	30,985.92	20,992.20	9,993.72	0.00	2.96%	4.36%
IQVIA HOLDINGS INC Cusip: 46266C105	USD	304.00	97.90	29,761.60	29,027.88	733.72	0.00	0.00%	0.00%
IRON MOUNTAIN INC Cusip: 46284V101	USD	557.00	37.73	21,015.61	15,845.39	5,170.22	322.54	6.23%	8.26%

COPY



ASSET HOLDINGS STATEMENT
TRADE DATE

Description	Curr	Par Value/ Shares	Market Price	Market Value	Cost Value	Unrealized Gain/Loss	Accrued Income	Yld on Market	Yld on Cost
ISHARES CORE S&P 500 Cusip: 464287200	USD	1,800.00	268.85	483,930.00	444,315.07	39,614.93	0.00	1.75%	1.91%
J B HUNT TRANSPORT SERVICES INC Cusip: 445658107	USD	178.00	114.98	20,466.44	14,675.76	5,790.68	0.00	0.80%	1.12%
J P MORGAN CHASE & CO Cusip: 46825H100	USD	7,230.00	106.94	773,176.20	362,648.19	410,528.01	0.00	2.09%	4.47%
JACOBS ENGR GROUP INC Cusip: 469814107	USD	261.00	65.96	16,655.96	19,200.08	-2,644.12	0.00	0.91%	0.78%
JOHNSON & JOHNSON Cusip: 478160104	USD	5,598.00	139.72	782,152.56	389,409.86	392,742.70	0.00	2.40%	4.83%
JUNIPER NETWORKS INC Cusip: 48203R104	USD	782.00	28.50	22,287.00	19,198.65	3,088.35	0.00	1.40%	1.63%
KANSAS CITY SOUTHERN Cusip: 485170302	USD	216.00	105.22	22,727.52	24,023.19	-1,295.67	77.76	1.37%	1.29%
KELLOGG CO. Cusip: 487836108	USD	518.00	67.98	35,213.64	28,308.81	6,904.73	0.00	3.18%	3.95%
KEYCORP Cusip: 493267108	USD	2,241.00	20.17	45,200.97	40,565.56	4,635.41	0.00	2.08%	2.32%
KIMBERLY-CLARK CORP. Cusip: 494368103	USD	733.00	120.66	88,443.78	53,643.06	34,800.72	711.98	3.22%	5.30%
KIMCO RLTY CORP Cusip: 49446R109	USD	887.00	18.15	16,099.05	24,869.02	-8,769.97	248.36	6.17%	3.99%
KINDER MORGAN INC Cusip: 49456B101	USD	4,002.00	18.07	72,316.14	140,461.74	-68,145.60	0.00	2.77%	1.42%
KLA-TENCOR CORP Cusip: 482480100	USD	327.00	105.07	34,357.89	19,277.69	15,080.20	0.00	2.25%	4.00%
KOHL'S CORP Cusip: 500255104	USD	351.00	54.23	19,034.73	24,900.19	-5,865.46	0.00	4.06%	3.10%
KRAFT HEINZ CO Cusip: 500754106	USD	1,244.00	77.76	96,733.44	32,982.00	63,751.44	0.00	3.22%	9.43%
KROGER CO Cusip: 501044101	USD	1,854.00	27.45	50,892.30	29,312.43	21,579.87	0.00	1.82%	3.16%
L BRANDS INC Cusip: 501797104	USD	514.00	60.22	30,953.08	17,109.90	13,843.18	0.00	3.99%	7.21%
L3 TECHNOLOGIES INC Cusip: 502413107	USD	162.00	197.85	32,051.70	15,844.59	16,207.11	0.00	1.52%	3.07%
LABORATORY CORP AMER HLDGS Cusip: 50540R409	USD	212.00	159.51	33,816.12	19,596.51	14,219.61	0.00	0.00%	0.00%
LAM RESEARCH CORP Cusip: 512807108	USD	337.00	184.07	62,031.59	14,304.95	47,726.64	168.50	1.09%	4.71%

COPY



ASSET HOLDINGS STATEMENT
TRADE DATE



Description	Curr	Par Value/ Shares	Market Price	Market Value	Cost Value	Unrealized Gain/Loss	Accrued Income	Yld on Market	Yld on Cost
LEG & PLATT Cusip: 524660107	USD	275.00	47.73	13,125.75	7,145.37	5,980.38	99.00	3.02%	5.54%
LENNAR CORP-A Cusip: 526057104	USD	426.00	63.24	26,940.24	16,751.74	10,188.50	0.00	0.25%	0.41%
LEUCADIA NATIONAL CORP Cusip: 527288104	USD	654.00	26.49	17,324.46	21,738.44	-4,413.98	0.00	1.51%	1.20%
LINCOLN NATIONAL CORP. Cusip: 534187109	USD	456.00	76.87	35,052.72	27,460.61	7,592.11	0.00	1.72%	2.19%
LKQ CORP Cusip: 501889208	USD	644.00	40.67	26,191.48	20,354.62	5,836.86	0.00	0.00%	0.00%
LOCKHEED MARTIN CORP Cusip: 539830109	USD	519.00	321.05	166,624.95	57,698.46	108,926.49	0.00	2.49%	7.20%
LOEWS CORP Cusip: 540424108	USD	575.00	50.03	28,767.25	27,641.46	1,125.79	0.00	0.50%	0.52%
LOWES COS INC Cusip: 548661107	USD	1,735.00	92.94	161,250.90	60,535.80	100,715.10	0.00	1.76%	4.70%
LYONDELLBASELL INDU-CL A Cusip: N53745100	USD	674.00	110.32	74,355.68	36,535.65	37,820.03	0.00	2.83%	5.76%
M & T BANK Cusip: 55261F104	USD	314.00	170.99	53,690.86	34,000.03	19,690.83	0.00	1.75%	2.77%
MACERICH CO Cusip: 564382101	USD	226.00	65.68	14,843.68	15,537.61	-693.93	0.00	4.51%	4.31%
MACYS INC Cusip: 55616P104	USD	635.00	25.19	15,995.65	24,046.74	-8,051.09	238.96	5.99%	3.99%
MARATHON OIL CORP Cusip: 565849106	USD	1,770.00	16.93	29,966.10	52,339.47	-22,373.37	0.00	1.18%	0.68%
MARATHON PETROLEUM CORP Cusip: 56585A102	USD	1,017.00	65.98	67,101.66	26,566.55	40,535.11	0.00	2.42%	6.12%
MARRIOTT INTL INC CL A Cusip: 571903202	USD	638.00	135.73	86,595.74	32,576.50	53,919.24	0.00	0.97%	2.58%
MARSH & MC LENNAN CO Cusip: 571748102	USD	1,063.00	81.39	86,517.57	37,078.53	49,439.04	0.00	1.84%	4.30%
MARTIN MARIETTA MATERIALS Cusip: 573284106	USD	132.00	221.04	29,177.28	18,687.50	10,489.78	0.00	0.80%	1.24%
MASCO CORP Cusip: 574599106	USD	656.00	43.94	28,824.64	16,491.64	12,333.00	0.00	0.96%	1.67%
MASTERCARD INC-CLASS A Cusip: 57636Q104	USD	1,935.00	151.36	292,881.60	68,319.86	224,561.74	0.00	0.66%	2.83%
MATTEL INC Cusip: 577081102	USD	716.00	15.38	11,012.08	20,232.60	-9,220.52	0.00	0.00%	0.00%

COPY



ASSET HOLDINGS STATEMENT
TRADE DATE

Description	Curr	Par Value/ Shares	Market Price	Market Value	Cost Value	Unrealized Gain/Loss	Accrued Income	Yld on Market	Yld on Cost
MCCORMICK & CO-NON VTG SHRS Cusip: 579780206	USD	250.00	101.91	25,477.50	12,434.35	13,043.15	130.00	2.04%	4.18%
MCDONALD'S CORP. Cusip: 580135101	USD	1,661.00	172.12	285,891.32	96,889.74	189,001.58	0.00	2.35%	6.93%
MCKESSON CORPORATION Cusip: 58155Q103	USD	435.00	156.95	67,838.25	32,367.26	35,470.99	148.58	0.87%	1.83%
MERCK & CO INC Cusip: 58933Y105	USD	5,700.00	56.27	320,739.00	253,365.97	67,373.03	2,726.88	3.41%	4.32%
METLIFE INC Cusip: 59156R108	USD	2,192.00	50.56	110,827.52	103,946.17	6,881.35	0.00	3.16%	3.37%
METTLER-TOLEDO INTL INC Cusip: 592688105	USD	53.00	619.52	32,834.56	21,853.65	10,980.91	0.00	0.00%	0.00%
MGM RESORTS INTERNATIONAL Cusip: 592953101	USD	1,062.00	33.39	35,460.18	36,118.50	-658.42	0.00	1.32%	1.29%
MICROCHIP TECH INC Cusip: 595017104	USD	487.00	87.88	42,797.56	21,084.21	21,713.35	0.00	1.65%	3.35%
MICRON TECHNOLOGY INC Cusip: 595112103	USD	2,406.00	41.12	98,934.72	37,815.90	61,118.82	0.00	0.00%	0.00%
MICROSOFT CORP Cusip: 594918104	USD	16,077.00	85.54	1,375,226.58	554,122.95	821,103.63	0.00	1.96%	4.87%
MID-AMERICA APARTMENT COMM Cusip: 59522J103	USD	237.00	100.56	23,832.72	21,495.00	2,337.72	0.00	3.67%	4.07%
MOHAWK INDS INC Cusip: 608190104	USD	131.00	275.90	36,142.90	20,339.14	15,803.76	0.00	0.00%	0.00%
MOLSON COORS BREWING CO-B Cusip: 60871R209	USD	385.00	82.07	31,596.95	21,154.27	10,442.68	0.00	2.00%	2.98%
MONDELEZ INTERNATIONAL INC-A Cusip: 609207105	USD	3,114.00	42.80	133,279.20	73,269.04	60,010.16	685.08	2.06%	3.74%
MONSANTO CO Cusip: 61166W101	USD	915.00	116.78	106,853.70	63,310.28	43,543.42	0.00	1.85%	3.12%
MONSTER BEVERAGE CORP Cusip: 61174X109	USD	858.00	63.29	54,302.82	23,407.87	30,894.95	0.00	0.00%	0.00%
MOODYS CORP Cusip: 615369105	USD	346.00	147.61	51,073.06	17,325.59	33,747.47	0.00	1.03%	3.04%
MORGAN STANLEY Cusip: 617446448	USD	2,901.00	52.47	152,215.47	146,849.96	5,365.51	0.00	1.91%	1.98%
MOAIC CO/THE Cusip: 61945C103	USD	731.00	25.66	18,757.46	36,554.24	-17,796.78	0.00	0.39%	0.20%
MOTOROLA SOLUTIONS INC Cusip: 620076307	USD	338.00	90.34	30,534.92	23,447.16	7,087.76	175.76	2.30%	3.00%



ASSET HOLDINGS STATEMENT
TRADE DATE



Description	Curr	Par Value/ Shares	Market Price	Market Value	Cost Value	Unrealized Gain/Loss	Accrued Income	Yld on Market	Yld on Cost
NASDAQ INC Cusip: 631103108	USD	242.00	76.83	18,592.86	8,955.65	9,637.21	0.00	1.98%	4.11%
NATIONAL OILWELL VARCO INC Cusip: 637071101	USD	792.00	36.02	28,527.84	35,956.56	-7,428.72	0.00	0.56%	0.44%
NAVIENT CORP Cusip: 63938C108	USD	548.00	13.32	7,299.36	12,382.46	-5,083.10	0.00	4.80%	2.83%
NETAPP INC Cusip: 64110D104	USD	562.00	55.32	31,069.84	17,861.96	13,227.88	0.00	1.45%	2.52%
NETFLIX INC Cusip: 64110L106	USD	902.00	191.96	173,147.92	37,326.43	135,821.49	0.00	0.00%	0.00%
NEWELL BRANDS INC Cusip: 651229106	USD	1,022.00	30.90	31,579.80	38,819.19	-7,239.39	0.00	2.98%	2.42%
NEWFIELD EXPL CO Cusip: 651290108	USD	415.00	31.53	13,084.95	21,635.78	-8,550.83	0.00	0.00%	0.00%
NEWMONT MINING CORP Cusip: 651639106	USD	1,111.00	37.52	41,684.72	44,665.76	-2,981.04	0.00	0.80%	0.75%
NEWS CORP Cusip: 65249B208	USD	254.00	16.60	4,216.40	2,408.32	1,808.08	0.00	1.20%	2.11%
NEWS CORP /NEW CL A Cusip: 65249B109	USD	799.00	16.21	12,951.79	10,362.12	2,589.67	0.00	1.23%	1.54%
NEXTERA ENERGY INC COM Cusip: 65339F101	USD	980.00	156.19	153,066.20	70,027.82	83,038.38	0.00	2.52%	5.50%
NIKE INC CLASS B Cusip: 654106103	USD	2,738.00	62.55	171,261.90	51,075.69	120,186.21	546.80	1.28%	4.29%
NISOURCE INC. Cusip: 65473P105	USD	703.00	25.67	18,046.01	7,941.05	10,104.96	0.00	2.73%	6.20%
NOBLE ENERGY INC Cusip: 655044105	USD	1,015.00	29.14	29,577.10	36,983.25	-7,406.15	0.00	1.37%	1.10%
NORDSTROM INC Cusip: 65564100	USD	243.00	47.38	11,513.34	11,292.74	220.60	0.00	3.12%	3.18%
NORFOLK SOUTHERN CORP. Cusip: 655844108	USD	597.00	144.90	86,505.30	35,505.90	50,999.40	0.00	1.68%	4.10%
NORTHERN TRUST CORP Cusip: 665859104	USD	448.00	99.89	44,750.72	30,330.94	14,419.78	187.32	1.68%	2.48%
NORTHROP GRUMMAN CORP Cusip: 666807102	USD	363.00	306.91	111,408.33	28,546.17	82,862.16	0.00	1.30%	5.09%
NRG ENERGY INC Cusip: 629377508	USD	627.00	28.48	17,856.96	15,073.10	2,783.86	0.00	0.42%	0.50%
NUCOR CORPORATION Cusip: 670346105	USD	662.00	63.58	42,089.96	39,845.27	2,244.69	251.56	2.39%	2.53%

COPY



ASSET HOLDINGS STATEMENT
TRADE DATE

Description	Curr	Par Value/ Shares	Market Price	Market Value	Cost Value	Unrealized Gain/Loss	Accrued Income	Yld on Market	Yld on Cost
NVIDIA CORP Cusip: 67066Q104	USD	1,263.00	193.50	244,390.50	55,264.12	189,126.38	0.00	0.31%	1.37%
O'REILLY AUTOMOTIVE INC Cusip: 67103H107	USD	177.00	240.54	42,575.58	8,160.73	34,414.85	0.00	0.00%	0.00%
OCCIDENTAL PETROLEUM CORP Cusip: 674599105	USD	1,595.00	73.66	117,487.70	87,666.45	29,821.25	1,222.76	4.18%	5.60%
OMNICOM GROUP Cusip: 681919106	USD	480.00	72.83	34,958.40	25,567.43	9,390.97	288.00	3.30%	4.51%
ONEOK INC Cusip: 682680103	USD	799.00	53.45	42,706.55	30,549.82	12,156.73	0.00	5.58%	7.79%
ORACLE CORPORATION Cusip: 68389X105	USD	6,349.00	47.28	300,180.72	142,347.06	157,833.66	0.00	1.61%	3.39%
P P L RESOURCES INC Cusip: 69351T106	USD	1,424.00	30.95	44,072.80	48,207.91	-4,135.11	560.51	5.11%	4.67%
PACCAR INC Cusip: 693718108	USD	733.00	71.08	52,101.64	42,594.16	9,507.48	1,752.00	1.41%	1.72%
PACKAGING CORP AMER Cusip: 695166109	USD	197.00	120.55	23,748.35	21,397.94	2,350.41	124.11	2.09%	2.32%
PARKER HANNIFIN CORP. Cusip: 701094104	USD	277.00	199.58	55,283.66	20,129.24	35,154.42	0.00	1.32%	3.63%
PATTERSON COS INC Cusip: 703395103	USD	172.00	36.13	6,214.36	6,609.58	-395.22	0.00	2.88%	2.71%
PAYCHEX INC Cusip: 704326107	USD	666.00	68.08	45,341.28	26,737.68	18,603.60	0.00	2.94%	4.98%
PAYPAL HOLDINGS INC Cusip: 70450Y103	USD	2,354.00	73.62	173,301.48	53,800.37	119,501.11	0.00	0.00%	0.00%
PEOPLES UNITED FINANCIAL INC Cusip: 712704105	USD	722.00	18.70	13,501.40	12,848.03	653.37	0.00	3.69%	3.88%
PEPSICO INC. Cusip: 713448108	USD	2,964.00	119.92	355,442.88	211,621.33	143,821.55	2,388.44	2.69%	4.51%
PERKINELMER INC Cusip: 714046109	USD	230.00	73.12	16,817.60	7,188.33	9,629.27	0.00	0.38%	0.90%
PFIZER INC Cusip: 717081103	USD	12,422.00	36.22	449,924.84	319,376.19	130,548.65	0.00	3.75%	5.29%
PG & E CORP. Cusip: 69331C108	USD	1,069.00	44.83	47,923.27	49,842.27	-1,919.00	0.00	4.73%	4.55%
PHILLIPS 66 Cusip: 718546104	USD	895.00	101.15	90,529.25	35,625.70	54,903.55	0.00	2.77%	7.03%
PINNACLE WEST CAP CORP Cusip: 723484101	USD	233.00	85.18	19,846.94	9,935.22	9,911.72	0.00	3.26%	6.52%

COPY



ASSET HOLDINGS STATEMENT
TRADE DATE



Description	Curr	Par Value/ Shares	Market Price	Market Value	Cost Value	Unrealized Gain/Loss	Accrued Income	Yld on Market	Yld on Cost
PIONEER NAT RES CO Cusip: 723787107	USD	354.00	172.85	61,188.90	32,909.25	28,279.65	0.00	0.05%	0.09%
PNC FINANCIAL SERVICES GROUP. Cusip: 693475105	USD	991.00	144.29	142,991.39	106,566.40	36,424.99	0.00	2.08%	2.79%
PPG INDUSTRIES INC. Cusip: 693506107	USD	531.00	116.82	62,031.42	22,259.09	39,772.33	0.00	1.54%	4.29%
PRAXAIR INC Cusip: 74005P104	USD	597.00	154.68	92,343.96	46,140.90	46,203.06	0.00	2.04%	4.08%
PRICELINE GROUP, INC Cusip: 741503403	USD	102.00	1,737.74	177,249.48	40,024.96	137,224.52	0.00	0.00%	0.00%
PRINCIPLE FINANCIAL GROUP Cusip: 74251V102	USD	560.00	70.56	39,513.60	25,833.87	13,679.73	0.00	2.78%	4.25%
PROCTER & GAMBLE CO Cusip: 742718109	USD	5,310.00	91.88	487,882.80	350,888.22	136,994.58	0.00	3.00%	4.17%
PROGRESSIVE CORP Cusip: 743315103	USD	1,213.00	56.32	68,316.16	30,930.26	37,385.90	0.00	1.21%	2.67%
PROLOGIS INC Cusip: 74340W103	USD	1,109.00	64.51	71,541.59	54,641.75	16,899.84	0.00	2.73%	3.57%
PRUDENTIAL FINL INC Cusip: 744320102	USD	884.00	114.98	101,642.32	75,963.45	25,678.87	0.00	2.61%	3.49%
PUBLIC SERVICE ENTERPRISE GROUP INC Cusip: 744573106	USD	1,055.00	51.50	54,332.50	44,083.20	10,249.30	0.00	3.34%	4.12%
PUBLIC STORAGE Cusip: 74460D109	USD	312.00	209.00	65,208.00	33,429.19	31,778.81	0.00	3.83%	7.47%
PULTE HOMES INC Cusip: 745867101	USD	563.00	33.25	18,719.75	16,692.34	2,027.41	51.84	1.08%	1.21%
PVH CORPORATION Cusip: 693656100	USD	162.00	137.21	22,228.02	19,384.58	2,843.44	0.00	0.11%	0.13%
QORVO INC Cusip: 74736K101	USD	266.00	66.60	17,649.00	21,359.95	-3,710.95	0.00	0.00%	0.00%
QUALCOMM INC Cusip: 747525103	USD	3,073.00	64.02	196,733.46	140,370.89	56,362.57	0.00	3.56%	4.99%
QUANTA SVCS INC Cusip: 74762E102	USD	323.00	39.11	12,632.53	8,224.53	4,408.00	0.00	0.00%	0.00%
QUEST DIAGNOSTICS INC Cusip: 74834L100	USD	284.00	98.49	27,971.16	15,374.44	12,596.72	0.00	1.83%	3.32%
RALPH LAUREN CORPORATION Cusip: 751212101	USD	115.00	103.69	11,924.35	11,877.78	46.57	57.50	1.93%	1.94%
RANGE RES CORP Cusip: 75281A109	USD	471.00	17.06	8,035.26	20,292.62	-12,257.36	0.00	0.47%	0.19%

COPY



ASSET HOLDINGS STATEMENT
TRADE DATE

Description	Curr	Par Value/ Shares	Market Price	Market Value	Cost Value	Unrealized Gain/Loss	Accrued Income	Yld on Market	Yld on Cost
RAYMOND JAMES FINL INC Cusip: 754730109	USD	268.00	89.30	23,932.40	20,891.39	3,041.01	0.00	1.12%	1.28%
RAYTHEON COMPANY Cusip: 755111507	USD	603.00	187.85	113,273.55	37,586.11	75,688.44	0.00	1.70%	5.12%
REALTY INCOME CORP Cusip: 756109104	USD	587.00	57.02	33,470.74	30,366.81	3,103.93	124.74	4.47%	4.93%
RED HAT INC Cusip: 756577102	USD	369.00	120.10	44,316.90	11,738.97	32,577.93	0.00	0.00%	0.00%
REGENCY CTRS CORP Cusip: 758849103	USD	308.00	69.18	21,307.44	20,946.15	361.29	0.00	3.06%	3.12%
REGENERON PHARMACEUTICALS Cusip: 75886F107	USD	161.00	375.96	60,529.56	42,413.68	18,115.88	0.00	0.00%	0.00%
REGIONS FINANCIAL CORP Cusip: 7591EP100	USD	2,416.00	17.28	41,748.48	41,389.47	359.01	223.38	2.08%	2.10%
REPUBLIC SVCS INC Cusip: 760759100	USD	474.00	67.61	32,047.14	13,112.82	18,934.32	163.53	2.04%	4.99%
RESMED INC Cusip: 761152107	USD	295.00	84.69	24,983.55	22,917.08	2,066.47	0.00	1.65%	1.80%
ROBERT HALF INTL INC Cusip: 770323103	USD	261.00	55.54	14,495.94	9,054.24	5,441.70	0.00	1.73%	2.77%
ROCKWELL AUTOMATION INC. Cusip: 773903109	USD	268.00	196.35	52,621.80	16,205.88	36,415.92	0.00	1.70%	5.52%
ROCKWELL COLLINS Cusip: 774341101	USD	339.00	135.62	45,975.18	27,066.69	18,908.49	0.00	0.97%	1.65%
ROPER TECHNOLOGIES, INC Cusip: 776695106	USD	213.00	259.00	55,167.00	17,188.64	37,978.36	0.00	0.64%	2.04%
ROSS STORES INC Cusip: 778295103	USD	803.00	80.25	64,440.75	11,374.81	53,065.94	0.00	0.80%	4.52%
ROYAL CARIBBEAN CRUISES LTD Cusip: V7780T103	USD	357.00	119.28	42,582.96	29,124.18	13,458.78	214.20	2.01%	2.94%
S&P GLOBAL INC Cusip: 78409V104	USD	532.00	169.40	90,120.80	37,581.69	52,539.11	0.00	0.97%	2.32%
SALESFORCE.COM INC Cusip: 79466L302	USD	1,430.00	102.23	146,188.90	51,410.37	94,778.53	0.00	0.00%	0.00%
SBA COMMUNICATIONS CORP Cusip: 78410G104	USD	245.00	163.36	40,023.20	37,620.97	2,402.23	0.00	0.00%	0.00%
SCANA CORP Cusip: 80589M102	USD	297.00	39.78	11,814.66	12,362.92	-548.26	181.91	6.16%	5.89%
SCRIPPS NETWORKS INTER-CL A Cusip: 811065101	USD	200.00	85.38	17,076.00	10,546.96	6,529.04	0.00	1.41%	2.28%

COPY



ASSET HOLDINGS STATEMENT
TRADE DATE



Description	Curr	Par Value/ Shares	Market Price	Market Value	Cost Value	Unrealized Gain/Loss	Accrued Income	Yld on Market	Yld on Cost
SEAGATE TECHNOLOGY PLC COM Cusip: G7945M107	USD	603.00	41.84	25,229.52	16,707.76	8,521.76	379.89	5.16%	7.80%
SEALED AIR CORP Cusip: 81211K100	USD	396.00	49.30	19,522.80	12,858.62	6,664.18	0.00	1.30%	1.97%
SEMPRA ENGERY Cusip: 816851109	USD	523.00	106.92	55,919.16	36,551.19	19,367.97	430.17	3.08%	4.71%
SHERWIN-WILLIAMS CO. Cusip: 824348106	USD	172.00	410.04	70,526.88	18,035.28	52,491.60	0.00	0.83%	3.24%
SIGNET JEWELERS LTD Cusip: G81276100	USD	126.00	56.55	7,125.30	14,904.46	-7,779.16	0.00	1.56%	0.74%
SIMON PROPERTY GROUP INC Cusip: 828808109	USD	648.00	171.74	111,287.52	64,916.20	46,371.32	0.00	4.16%	7.14%
SKYWORX SOLUTIONS INC Cusip: 83088M102	USD	383.00	94.96	36,365.85	35,467.29	898.56	0.00	1.35%	1.38%
SL GREEN REALTY CORP Cusip: 78440X101	USD	205.00	100.93	20,690.65	26,807.64	-6,116.99	166.56	3.22%	2.49%
SNAP-ON INC Cusip: 833034101	USD	119.00	174.30	20,741.70	7,919.58	12,822.12	0.00	1.88%	4.93%
SOUTHERN CO. Cusip: 842687107	USD	2,092.00	48.09	100,604.28	80,647.51	19,956.77	0.00	4.82%	6.02%
SOUTHWEST AIRLINES Cusip: 844741108	USD	1,138.00	65.45	74,482.10	19,534.75	54,947.35	143.00	0.76%	2.91%
STANLEY BLACK & DECKER INC Cusip: 854502101	USD	320.00	169.69	54,300.80	23,598.35	30,704.45	0.00	1.49%	3.42%
STARBUCKS CORP Cusip: 855244109	USD	2,966.00	57.43	170,337.38	55,985.38	114,352.00	0.00	2.09%	6.36%
STATE STREET CORP Cusip: 857477103	USD	773.00	97.61	75,462.53	50,979.53	24,473.00	324.66	1.72%	2.55%
STERICYCLE INC Cusip: 858912108	USD	178.00	67.99	12,102.22	11,854.45	247.77	0.00	0.00%	0.00%
STRYKER CORP Cusip: 863667101	USD	671.00	154.84	103,897.64	48,459.40	55,438.24	315.37	1.21%	2.60%
SUNTRUST BANKS INC Cusip: 867914103	USD	992.00	64.59	64,073.28	60,775.28	3,298.00	0.00	2.48%	2.61%
SYMANTEC CORP Cusip: 871503108	USD	1,291.00	28.06	36,225.46	26,958.64	9,266.82	0.00	1.07%	1.44%
SYNCHRONY FINANCIAL Cusip: 87165B103	USD	1,533.00	38.61	58,189.13	48,181.42	11,007.71	0.00	1.55%	1.91%
SYNOPSIS INC Cusip: 871607107	USD	313.00	85.24	26,680.12	22,083.80	4,596.32	0.00	0.00%	0.00%

COPY



ASSET HOLDINGS STATEMENT
TRADE DATE

Description	Curr	Par Value/ Shares	Market Price	Market Value	Cost Value	Unrealized Gain/Loss	Accrued Income	Yld on Market	Yld on Cost
SYSCO CORP Cusip: 871829107	USD	999.00	60.73	60,669.27	34,428.20	26,241.07	0.00	2.37%	4.18%
T ROWE PRICE GROUP INC Cusip: 74144T108	USD	505.00	104.93	52,989.65	26,397.10	26,592.55	0.00	2.17%	4.36%
TAPESTRY INC Cusip: 876030107	USD	593.00	44.23	26,228.39	28,907.38	-2,678.99	198.11	3.05%	2.77%
TARGET CORP Cusip: 87612E106	USD	1,132.00	65.25	73,863.00	71,465.54	2,397.46	0.00	3.80%	3.93%
TEXAS INSTRUMENTS INC. Cusip: 882608104	USD	2,054.00	104.44	214,619.76	78,983.90	135,535.86	0.00	2.37%	6.45%
TEXTRON INCORPORATED Cusip: 883203101	USD	549.00	56.59	31,067.91	24,649.11	6,418.80	11.00	0.14%	0.18%
THE CHARLES SCHWAB CORPORATION Cusip: 808613105	USD	2,486.00	51.37	127,705.82	57,738.57	69,967.25	0.00	0.62%	1.38%
THE JM SMUCKER CO Cusip: 832696405	USD	237.00	124.24	29,444.88	14,528.70	14,916.18	0.00	2.51%	5.09%
THERMO FISHER SCIENTIFIC INC Cusip: 883556102	USD	835.00	189.88	158,549.80	62,232.59	96,317.21	124.65	0.32%	0.81%
TIFFANY & CO Cusip: 886547108	USD	213.00	103.95	22,141.35	12,152.05	9,989.30	106.50	1.92%	3.51%
TIME WARNER INC Cusip: 887317303	USD	1,622.00	91.47	148,364.34	73,635.13	74,729.21	0.00	1.76%	3.55%
TJX COMPANIES INC Cusip: 872640109	USD	1,326.00	76.46	101,385.96	24,444.16	76,941.80	0.00	1.63%	6.78%
TORCHMARK CORP Cusip: 891027104	USD	224.00	90.71	20,319.04	5,136.52	15,182.52	0.00	0.66%	2.62%
TOTAL SYSTEM SERVICES INC Cusip: 891906109	USD	348.00	79.09	27,523.32	13,910.15	13,613.17	45.24	0.66%	1.30%
TRACTOR SUPPLY CO Cusip: 892356106	USD	262.00	74.75	19,584.50	17,985.91	1,598.59	0.00	1.44%	1.57%
TRANSDIGM GROUP INC Cusip: 893641109	USD	100.00	274.62	27,462.00	26,572.93	889.07	0.00	0.00%	0.00%
TRAVELERS COMPANIES INC. Cusip: 89417E109	USD	570.00	135.64	77,314.80	33,374.22	43,940.58	0.00	2.12%	4.92%
TRIPADVISOR INC Cusip: 895945201	USD	226.00	34.46	7,787.96	9,644.56	-1,856.60	0.00	0.00%	0.00%
TWENTY-FIRST CENTURY FOX INC Cusip: 90130A200	USD	915.00	34.12	31,219.80	16,589.22	14,630.58	0.00	1.06%	1.99%
TWENTY-FIRST CENTURY FOX INC CL.A Cusip: 90130A101	USD	2,196.00	34.53	75,827.88	58,092.89	17,734.99	0.00	1.04%	1.36%

COPY



ASSET HOLDINGS STATEMENT
TRADE DATE



Description	Curr	Par Value/ Shares	Market Price	Market Value	Cost Value	Unrealized Gain/Loss	Accrued Income	Yld on Market	Yld on Cost
TYSON FOODS INC-CL A Cusip: 902494103	USD	621.00	81.07	50,344.47	18,242.14	32,102.33	0.00	1.48%	4.09%
UDR INC. Cusip: 902653104	USD	558.00	38.52	21,494.16	19,623.49	1,870.67	0.00	3.22%	3.53%
ULTA BEAUTY INC Cusip: 903845303	USD	121.00	223.66	27,062.86	25,291.49	1,771.37	0.00	0.00%	0.00%
UNDER ARMOUR INC-CL- C Cusip: 904311206	USD	385.00	13.32	5,128.20	9,856.39	-4,728.19	0.00	0.00%	0.00%
UNDER ARMOUR INC-CLASS A Cusip: 904311107	USD	386.00	14.43	5,569.98	10,645.24	-5,075.26	0.00	0.00%	0.00%
UNION PACIFIC CORP. Cusip: 907818108	USD	1,640.00	134.10	219,924.00	55,110.46	164,813.54	0.00	1.98%	7.92%
UNITED CONTINENTAL HOLDINGS INC Cusip: 910047109	USD	525.00	67.40	35,385.00	30,706.53	4,678.47	0.00	0.00%	0.00%
UNITED PARCEL SERVICE-CL B Cusip: 911312106	USD	1,432.00	119.15	170,622.80	107,925.04	62,697.76	0.00	2.79%	4.41%
UNITED RENTALS INC Cusip: 911363109	USD	177.00	171.91	30,428.07	20,452.74	9,975.33	0.00	0.00%	0.00%
UNITED TECHNOLOGIES CORP. Cusip: 913017109	USD	1,548.00	127.57	197,478.36	118,058.15	81,420.21	0.00	2.19%	3.73%
UNITEDHEALTH GROUP INC Cusip: 91324P102	USD	2,020.00	220.46	445,329.20	134,248.52	311,080.68	0.00	1.36%	4.51%
UNIVERSAL HEALTH SERVICES-B Cusip: 913903100	USD	183.00	113.35	20,743.05	20,929.33	-186.28	0.00	0.35%	0.35%
UNUM GROUP Cusip: 91529Y106	USD	468.00	54.89	25,688.52	12,342.72	13,345.80	0.00	1.68%	3.49%
US BANCORP Cusip: 902973304	USD	3,285.00	53.58	176,010.30	110,465.47	65,544.83	985.50	2.24%	3.57%
V.F. CORP. Cusip: 918204108	USD	684.00	74.00	50,616.00	17,215.05	33,400.95	0.00	2.49%	7.31%
VALERO ENERGY CORP Cusip: 91913Y100	USD	912.00	91.91	83,821.92	58,928.99	24,892.93	0.00	3.05%	4.33%
VARIAN MEDICAL SYSTEMS INC Cusip: 92220P105	USD	191.00	111.15	21,229.65	7,573.71	13,655.94	0.00	0.00%	0.00%
VENTAS INC Cusip: 92276F100	USD	743.00	60.01	44,587.43	31,534.78	13,052.65	586.97	5.27%	7.45%
VERISIGN INC Cusip: 92343E102	USD	176.00	114.44	20,141.44	5,416.91	14,725.53	0.00	0.00%	0.00%
VERISK ANALYTICS INC-CLASS A Cusip: 92345Y106	USD	324.00	95.00	31,104.00	26,241.59	4,862.41	0.00	0.00%	0.00%

COPY



ASSET HOLDINGS STATEMENT
TRADE DATE

Description	Curr	Par Value/ Shares	Market Price	Market Value	Cost Value	Unrealized Gain/Loss	Accrued Income	Yld on Market	Yld on Cost
VERIZON COMMUNICATIONS INC Cusip: 92343V104	USD	8,501.00	52.93	449,957.93	360,000.48	89,957.45	0.00	4.46%	5.57%
VERTEX PHARMACEUTICALS INC Cusip: 92532F100	USD	527.00	149.86	78,976.22	44,052.85	34,923.37	0.00	0.00%	0.00%
VIACOM INC-CLASS B Cusip: 92553P201	USD	736.00	30.81	22,676.16	30,102.32	-7,426.16	146.60	2.60%	1.96%
VISA INC CL A Cusip: 92826C839	USD	3,779.00	114.02	430,881.58	104,233.87	326,647.71	0.00	0.68%	2.83%
VORNADO REALTY TRUST Cusip: 929042109	USD	359.00	78.18	28,066.62	26,763.24	1,303.38	0.00	3.07%	3.22%
VULCAN MATERIALS CO Cusip: 929160109	USD	276.00	128.37	35,430.12	29,738.34	5,691.78	0.00	0.78%	0.93%
WAL-MART STORES INC. Cusip: 931142103	USD	3,050.00	98.75	301,187.50	156,838.33	144,349.17	1,550.40	2.07%	3.97%
WALGREENS BOOTS ALLIANCE INC Cusip: 931427108	USD	1,810.00	72.62	131,442.20	91,404.47	40,037.73	0.00	2.20%	3.17%
WALT DISNEY CO THE Cusip: 254687106	USD	3,151.00	107.51	338,764.01	132,382.35	206,381.66	2,693.04	1.56%	4.00%
WASTE MANAGEMENT Cusip: 94106L109	USD	833.00	86.30	71,887.90	33,046.94	38,840.96	0.00	1.97%	4.29%
WATERS CORP Cusip: 941848103	USD	166.00	193.19	32,069.54	11,445.37	20,624.17	0.00	0.00%	0.00%
WEC ENERGY GROUP INC Cusip: 92939U106	USD	657.00	66.43	43,644.51	18,407.28	25,237.23	0.00	3.13%	7.42%
WELLS FARGO & CO Cusip: 949746101	USD	9,236.00	60.67	560,346.12	310,372.24	249,975.88	0.00	2.57%	4.64%
WELLTOWER INC Cusip: 95040Q104	USD	772.00	63.77	49,230.44	41,242.23	7,988.21	0.00	5.46%	6.51%
WESTERN DIGITAL CORP Cusip: 958102105	USD	616.00	79.53	48,990.48	22,519.30	26,471.18	308.00	2.51%	5.47%
WESTERN UNION CO Cusip: 95980Z109	USD	957.00	19.01	18,192.57	21,318.54	-3,125.97	0.00	3.68%	3.14%
WESTROCK CO Cusip: 96145D105	USD	531.00	63.21	33,564.51	24,577.45	8,987.06	0.00	2.72%	3.72%
WEYERHAEUSER CO. Cusip: 962166104	USD	1,573.00	35.26	55,463.98	50,245.23	5,218.75	0.00	3.63%	4.01%
WHIRLPOOL CORP. Cusip: 963320106	USD	150.00	168.64	25,296.00	17,452.16	7,843.84	0.00	2.61%	3.78%
WILLIAMS COS Cusip: 969457100	USD	1,723.00	30.49	52,534.27	50,760.50	1,773.77	0.00	3.94%	4.07%

COPY



ASSET HOLDINGS STATEMENT
TRADE DATE



Description	Curr	Par Value/ Shares	Market Price	Market Value	Cost Value	Unrealized Gain/Loss	Accrued Income	Yld on Market	Yld on Cost
WW GRAINGER INC Cusip: 984802104	USD	108.00	236.25	25,515.00	12,397.40	13,117.60	0.00	2.17%	4.46%
WYNDHAM WORLDWIDE CORP Cusip: 98310W108	USD	211.00	115.87	24,448.57	8,647.82	15,800.75	0.00	2.00%	5.66%
WYNN RESORTS LTD Cusip: 983134107	USD	167.00	168.59	28,154.53	10,840.18	17,314.35	0.00	1.19%	3.08%
XCEL ENERGY INC Cusip: 98389B100	USD	1,059.00	48.11	50,948.49	26,144.21	24,804.28	381.24	2.99%	5.83%
XEROX CORP Cusip: 984121808	USD	445.00	29.15	12,971.75	17,527.70	-4,655.95	111.25	3.43%	2.52%
XILINK INC Cusip: 983919101	USD	523.00	67.42	35,260.66	16,514.04	18,746.62	0.00	2.08%	4.43%
XYLEM INC Cusip: 98419M100	USD	374.00	68.20	25,506.80	14,214.53	11,292.27	0.00	1.06%	1.89%
YUM BRANDS INC Cusip: 988498101	USD	702.00	81.61	57,290.22	21,502.05	35,788.17	0.00	1.47%	3.92%
ZIMMER BIOMET HOLDINGS INC Cusip: 98956P102	USD	422.00	120.67	50,922.74	40,641.75	10,280.99	101.28	0.80%	1.00%
ZIONS BANCORPORATION Cusip: 989701107	USD	416.00	50.83	21,145.28	21,969.12	-823.84	0.00	1.26%	1.21%
ZOETIS INC Cusip: 98978V103	USD	1,015.00	72.04	73,120.60	34,941.55	38,179.05	0.00	0.70%	1.46%
Total Common Stock	USD			45,780,759.48	26,284,138.12	19,496,621.36	41,212.37	1.84%	3.20%
Foreign Common Stock									
ACCENTURE PLC-CLA Cusip: G1151C101	USD	1,288.00	153.09	197,179.92	86,583.14	110,596.78	0.00	0.00%	0.00%
ALLEGION PLC Cusip: G0176J109	USD	198.00	79.56	15,752.88	6,202.71	9,550.17	0.00	0.00%	0.00%
ADN PLC Cusip: G0408V102	USD	520.00	134.00	69,680.00	25,168.16	44,511.84	0.00	0.00%	0.00%
APTIV PLC Cusip: G6095L109	USD	554.00	84.83	46,995.82	20,413.03	26,582.79	0.00	0.00%	0.00%
BROADCOM LTD Cusip: Y09827109	USD	847.00	256.90	217,594.30	91,944.44	125,649.86	0.00	0.00%	0.00%
CHUBB LTD Cusip: H1467J104	USD	968.00	146.13	141,453.84	48,421.54	93,032.30	687.28	0.00%	0.00%

COPY



ASSET HOLDINGS STATEMENT
TRADE DATE

Description	Curr	Par Value/ Shares	Market Price	Market Value	Cost Value	Unrealized Gain/Loss	Accrued Income	Yld on Market	Yld on Cost
EATON CORP PLC Cusip: G29183103	USD	918.00	79.01	72,531.18	49,818.54	22,712.64	0.00	0.00%	0.00%
EVEREST RE GROUP LTD Cusip: G3223R108	USD	85.00	221.28	18,807.10	21,718.38	-2,911.28	0.00	0.00%	0.00%
IHS MARKIT LTD Cusip: G47567105	USD	767.00	46.15	34,178.55	35,376.49	-1,196.94	0.00	0.00%	0.00%
JOHNSON CONTROLS INTERNATIONAL Cusip: G51502105	USD	1,929.00	38.11	73,614.19	53,324.18	20,190.01	503.62	0.00%	0.00%
MEDTRONIC PLC Cusip: G5960L103	USD	2,820.00	80.75	227,715.00	124,811.17	102,903.83	1,297.20	0.00%	0.00%
MICHAEL KORS HLDGS Cusip: G60754101	USD	317.00	62.95	19,955.15	24,580.27	-4,625.12	0.00	0.00%	0.00%
MYLAN INC Cusip: N59465109	USD	1,118.00	42.31	47,302.58	31,753.57	15,549.01	0.00	0.00%	0.00%
NIELSEN HOLDINGS PLC Cusip: G6518L108	USD	698.00	36.40	25,407.20	27,897.29	-2,490.09	0.00	0.00%	0.00%
NORWEGIAN CRUISE LINE HOLDIN Cusip: G66721104	USD	373.00	53.25	19,862.25	21,946.93	-2,084.68	0.00	0.00%	0.00%
PENTAIR PLC Cusip: G7S00T104	USD	344.00	70.62	24,293.28	13,639.48	10,653.80	0.00	0.00%	0.00%
PERRIGO CO PLC Cusip: G97822103	USD	272.00	87.16	23,707.52	40,326.75	-16,619.23	0.00	0.00%	0.00%
TE CONNECTIVITY LTD Cusip: H84989104	USD	733.00	95.04	69,664.32	27,191.41	42,472.91	0.00	0.00%	0.00%
TECHNIPFMC PLC Cusip: G87110105	USD	914.00	31.31	28,617.34	27,460.34	1,157.00	0.00	0.00%	0.00%
WILLIS TOWERS WATSON PLC Cusip: G96629103	USD	275.00	150.69	41,439.75	35,072.18	6,367.57	145.75	0.00%	0.00%
XL GROUP LTD Cusip: G98294104	USD	534.00	35.16	18,775.44	22,865.53	-4,090.09	117.92	0.00%	0.00%
Total Foreign Common Stock	USD			1,434,427.61	836,514.53	597,913.08	2,751.77	0.00%	0.00%
Rights and Warrants									
AMER INTL GRP FRAC SHS RTS EXP1/19/21 Cusip: ACG874152	USD	80,459.00	0.00	10.50	0.00	10.50	0.00	0.00%	0.00%
Total Rights and Warrants	USD			10.50	0.00	10.50	0.00	0.00%	0.00%
American Depository Receipts									

COPY



ASSET HOLDINGS STATEMENT
TRADE DATE



Description	Curr	Par Value/ Shares	Market Price	Market Value	Cost Value	Unrealized Gain/Loss	Accrued Income	Yld on Market	Yld on Cost
SCHLUMBERGER LTD Cusip: 806857108	USD	2,887.00	67.39	194,554.93	215,162.44	-20,607.51	1,443.00	0.00%	0.00%
Total American Depository Receipts				194,554.93	215,162.44	-20,607.51	1,443.00	0.00%	0.00%
Total Equities			*	47,409,752.52	27,335,815.09	20,073,937.43	45,407.14	1.77%	3.08%

ATTACHMENT 12

FORM 990PF, PART II - CORPORATE BONDS

<u>DESCRIPTION</u>	<u>ENDING BOOK VALUE</u>	<u>ENDING FMV</u>
TIAA CREF SOCIAL CHOICE BOND FUND INSTL	815,682.	815,682.
TOTALS	<u>815,682.</u>	<u>815,682.</u>



ATTACHMENT 13

FORM 990PF, PART II - OTHER INVESTMENTS

<u>DESCRIPTION</u>	<u>ENDING BOOK VALUE</u>	<u>ENDING FMV</u>
GEM STL FUND	4,329,259.	4,329,259.
GEM NCF IH FUND	358,726,631.	358,726,631.
ALLIANCE FUND	94,322.	94,322.
BARAK FUND SPC LIMITED	914,476.	914,476.
GEEREF	402,455.	402,455.
NEW ENERGY CAPITAL INFRASTRUCTURE CREDIT FUND, LP	286,487.	286,487.
BLACKROCK GLOBAL RENEWABLE POWER FUND, LP	147,112.	147,112.
TOTALS	364,900,742.	364,900,742.



FORM 990PF, PART II - OTHER ASSETS

ATTACHMENT 14

<u>DESCRIPTION</u>	<u>ENDING BOOK VALUE</u>	<u>ENDING FMV</u>
ACCRUED INTEREST & DIVIDENDS RECEIVABLE	65,522.	65,522.
SECURITY DEPOSIT	79,740.	79,740.
REIMBURSEMENT RECEIVABLE	659.	659.
DUE FROM INVESTMENT MANAGERS	31,000,000.	31,000,000.
TOTALS	<u>31,145,921.</u>	<u>31,145,921.</u>



ATTACHMENT 15

FORM 990PF, PART II - OTHER LIABILITIES

COPY
ENDING
BOOK VALUE

DESCRIPTION

DEFERRED FEDERAL EXCISE TAXES PAYABLE	1,646,441.
POSTRETIREMENT BENEFIT OBLIGATION	4,975,346.

TOTALS	<u>6,621,787.</u>
--------	-------------------

ATTACHMENT 16

FORM 990PF, PART III - OTHER INCREASES IN NET WORTH OR FUND BALANCES



DESCRIPTION

AMOUNT

EFFECT OF POSTRETIREMENT BENEFIT OBLIGATION ADJUSTMENT	51,983.
UNREALIZED GAINS ON INVESTMENTS	27,175,266.
TOTAL	<u>27,227,249.</u>

ATTACHMENT 17

FORM 990PF, PART III - OTHER DECREASES IN NET WORTH OR FUND BALANCES

COPY

DESCRIPTION

AMOUNT

DEFERRED TAX EXPENSE

543,472.

TOTAL

543,472.

ATTACHMENT 18

FORM 990PF, PART VIII - LIST OF OFFICERS, DIRECTORS, AND TRUSTEES

NAME AND ADDRESS	TITLE AND AVERAGE HOURS PER WEEK DEVOTED TO POSITION	COMPENSATION	CONTRIBUTIONS TO EMPLOYEE BENEFIT PLANS	EXPENSE ACCT AND OTHER ALLOWANCES
------------------	--	--------------	---	-----------------------------------

0.

0.

0.

CHAIR, TRUSTEE
4.00

MS. RUTH CUMMINGS
475 TENTH AVENUE
14TH FL
NEW YORK, NY 10018

0.

0.

0.

TREASURER, TRUSTEE
4.00

MR. MICHAEL CUMMINGS
475 TENTH AVENUE
14TH FL
NEW YORK, NY 10018

0.

0.

0.

VICE CHAIR
4.00

MS. JAIMIE MAYER PHINNEY
475 TENTH AVENUE
14TH FL
NEW YORK, NY 10018

0.

0.

0.

SECRETARY
4.00

MR. JAMES K. CUMMINGS
475 TENTH AVENUE
14TH FL
NEW YORK, NY 10018

0.

0.

0.

TRUSTEE
4.00

MR. JOHN ROGERS
475 TENTH AVENUE
14TH FL
NEW YORK, NY 10018



ATTACHMENT 18 (CONT'D)

FORM 990PF, PART VIII - LIST OF OFFICERS, DIRECTORS, AND TRUSTEES

<u>NAME AND ADDRESS</u>	<u>TITLE AND AVERAGE HOURS PER WEEK DEVOTED TO POSITION</u>	<u>COMPENSATION</u>	<u>CONTRIBUTIONS TO EMPLOYEE BENEFIT PLANS</u>	<u>EXPENSE ACCT AND OTHER ALLOWANCES</u>
-------------------------	---	---------------------	--	--

MR. RICK CUMMINGS 475 TENTH AVENUE 14TH FL NEW YORK, NY 10018	TRUSTEE 4.00	0.	0.	0.
--	-----------------	----	----	----

MR. JASON CUMMINGS 475 TENTH AVENUE 14TH FL NEW YORK, NY 10018	TRUSTEE 4.00	0.	0.	0.
---	-----------------	----	----	----

MS. ROBERTA F. CUMMINGS 475 TENTH AVENUE 14TH FL NEW YORK, NY 10018	TRUSTEE 4.00	0.	0.	0.
--	-----------------	----	----	----

MS. HANNAH CUMMINGS 475 TENTH AVENUE 14TH FL NEW YORK, NY 10018	TRUSTEE 4.00	0.	0.	0.
--	-----------------	----	----	----

MS. SONIA SIMON CUMMINGS 475 TENTH AVENUE 14TH FL NEW YORK, NY 10018	TRUSTEE 4.00	0.	0.	0.
---	-----------------	----	----	----



ATTACHMENT 18 (CONT'D)

FORM 990PF, PART VIII - LIST OF OFFICERS, DIRECTORS, AND TRUSTEES

NAME AND ADDRESS	TITLE AND AVERAGE HOURS PER WEEK DEVOTED TO POSITION	COMPENSATION	CONTRIBUTIONS TO EMPLOYEE BENEFIT PLANS	EXPENSE ACCT AND OTHER ALLOWANCES
------------------	--	--------------	---	-----------------------------------

MS. SOPHAL EAR 475 TENTH AVENUE 14TH FL NEW YORK, NY 10018	TRUSTEE 4.00	0.	0.	0.
---	-----------------	----	----	----

MS. TRICIA ROSE 475 TENTH AVENUE 14TH FL NEW YORK, NY 10018	TRUSTEE 4.00	0.	0.	0.
--	-----------------	----	----	----

MS. JANE M. SAKS 475 TENTH AVENUE 14TH FL NEW YORK, NY 10018	TRUSTEE 4.00	0.	0.	0.
---	-----------------	----	----	----

MR. ADAM N. CUMMINGS 475 TENTH AVENUE 14TH FL NEW YORK, NY 10018	TRUSTEE 4.00	0.	0.	0.
---	-----------------	----	----	----

MS. SHARON ALPERT 475 TENTH AVENUE 14TH FL NEW YORK, NY 10018	PRESIDENT & CEO 40.00	448,148.	87,508.	0.
--	--------------------------	----------	---------	----



ATTACHMENT 18 (CONT'D)

FORM 990PF, PART VIII - LIST OF OFFICERS, DIRECTORS, AND TRUSTEES

	<u>CONTRIBUTIONS TO EMPLOYEE BENEFIT PLANS</u>	<u>EXPENSE ACCT AND OTHER ALLOWANCES</u>
	<u>COMPENSATION</u>	

	<u>TITLE AND AVERAGE HOURS PER WEEK DEVOTED TO POSITION</u>
--	---

NAME AND ADDRESS

MR. ETHAN MILLER 475 TENTH AVENUE 14TH FL NEW YORK, NY 10018	FORMER ASSISTANT TREASURER 40.00	113,633.	40,048.	0.
---	-------------------------------------	----------	---------	----

MS. KATE AMENDOLA 475 TENTH AVENUE 14TH FL NEW YORK, NY 10018	FORMER ASSISTANT SECRETARY 40.00	36,865.	18,068.	0.
--	-------------------------------------	---------	---------	----

MR. NEALON DEVORE 475 TENTH AVENUE 14TH FL NEW YORK, NY 10018	ASSISTANT SECRETARY 40.00	88,769.	31,457.	
--	------------------------------	---------	---------	--

GRAND TOTALS	<u>687,415.</u>	<u>177,081.</u>	<u>0.</u>
--------------	-----------------	-----------------	-----------



990PF, PART VIII - COMPENSATION OF THE FIVE HIGHEST PAID EMPLOYEES

ATTACHMENT 19

<u>NAME AND ADDRESS</u>	<u>TITLE AND AVERAGE HOURS PER WEEK DEVOTED TO POSITION</u>	<u>COMPENSATION</u>	<u>CONTRIBUTIONS EXPENSE ACCT TO EMPLOYEE AND OTHER BENEFIT PLANS ALLOWANCES</u>
MS. LORIN HARRIS C/O THE FOUNDATION 475 TENTH AVENUE, 14TH FLOOR NEW YORK, NY 10018	VICE PRES. PROGRAMS 40.00	235,194.	78,938. 0.
MS. SHELLY HARPER C/O THE FOUNDATION 475 TENTH AVENUE, 14TH FLOOR NEW YORK, NY 10018	VICE PRES. ADMIN. 40.00	191,468.	60,323. 0.
MR. ISAAC LURIA C/O THE FOUNDATION 475 TRNTH AVENUE, 14TH FLOOR NEW YORK, NY 10018	DIRECTOR 40.00	158,051.	60,862. 0.
MS. ELIZABETH MENDEZ BERRY C/O THE FOUNDATION 475 TENTH AVENUE, 14TH FLOOR NEW YORK, NY 10018	DIRECTOR 40.00	156,644.	60,538. 0.
MR. RAHMAN MOHAMAD C/O THE FOUNDATION 475 TENTH AVENUE, 14TH FLOOR NEW YORK, NY 10018	CONTROLLER 40.00	148,708.	38,770. 0.
TOTAL COMPENSATION		890,065.	299,431. 0.



THE NATHAN CUMMINGS FOUNDATION
SUMMARY OF DIRECT CHARITABLE ACTIVITIES
DECEMBER 31, 2017
EIN # 23-7093201



PROVISION OF MEETINGS FACILITIES:

THE FOUNDATION PROVIDES CONFERENCE ROOMS AND RELATED SPACE WITHOUT CHARGE TO 501(C)(3) ORGANIZATIONS FOR MEETINGS SUCH AS THEIR BOARD MEETING AND THE CONVENING OF WORKING GROUPS. DURING THE YEAR ENDED DECEMBER 31, 2017, VARIOUS CONFERENCE ROOMS WERE SO USED ON 25 DAYS FOR AN AGGREGATE OF 159 HOURS.

EXPENSES: \$ 10,512

TECHNICAL ASSISTANCE:

THE FOUNDATION PROVIDES TECHNICAL ASSISTANCE TO 501(C)(3) ORGANIZATIONS ON A VARIETY OF RELATED ISSUES. DURING THE YEAR ENDED DECEMBER 31, 2017 SALARIES AND RELATED BENEFITS OF STAFF TIME REPRESENTS AMOUNTS ATTRIBUTED TO AGGREGATED TECHNICAL ASSISTANCE.

EXPENSES: \$ 262,193

TOTAL EXPENSES: \$272,705

990PF, PART VIII- COMPENSATION OF THE FIVE HIGHEST PAID PROFESSIONALS

ATTACHMENT 20

COPYNAME AND ADDRESSTYPE OF SERVICECOMPENSATION

VENTUCOM LLC 145 W 28TH STREET, FL # 10 NEW YORK, NY 10001	IT SERVICES	258,423.
PATTERSON BELKNAP WEBB & TYLER 1133 AVENUE OF THE AMERICAS NEW YORK, NY 10036-6710	LEGAL SERVICES	62,177.
VISION & INK, LLC 364 SAINT MARKS AVENUE, 2A BROOKLYN, NY 11238	PROGRAM CONSULTANT	172,500.
SPITFIRE STRATEGIES 1800 M STREET, NW SUITE 300 NORTH WASHINGTON, DC 20036	COMM. CONSULTANT	156,500.
GLOBAL ENDOWMENT MANAGEMENT, LP 100 N. TRYON STREET, SUITE 2770 CHARLOTTE, NC 28202	INVESTMENT MANAGER	2,080,907.
	TOTAL COMPENSATION	<u>2,730,507.</u>



FORM 990PF, PART XV - NAME, ADDRESS AND PHONE FOR APPLICATIONS

C/O THE FOUNDATION
475 TENTH AVENUE, 14TH FLOOR
NEW YORK, NY 10018
212-787-7300

PLEASE REFER TO ATTACHMENT 21A, NATHAN CUMMINGS FOUNDATION GENERAL GRANT APPLICATION, "2017 APPLICATION GUIDELINES AND APPLICATION FORM."

REFER TO FOUNDATION'S WEBSITE FOR FURTHER INFORMATION ON GRANT REQUIREMENTS AND RESTRICTIONS.

THE NATHAN
CUMMINGS
FOUNDATION

COPY

2017 APPLICATION INSTRUCTIONS

AND

APPLICATION FORM

The Nathan Cummings Foundation
2017 APPLICATION INSTRUCTIONS

COPY

INTRODUCTION:

Thank you for your interest in The Nathan Cummings Foundation. This application must be completed and submitted by an officer of the organization applying for the grant. The Foundation will not accept incomplete applications or applications and attachments from entities that are not classified as tax-exempt by the U.S. Internal Revenue Service. An invitation to apply for a grant is not a guarantee of funding. Each application will be considered based on its merits and the merits of other applications received.

A COMPLETED APPLICATION INCLUDES:

NCF Application Form signed by an officer of the organization. If someone other than the head of the organization signs, please provide a copy of a document that authorizes that person to sign on behalf of the organization.

Required Attachments:

- **Organizational Overview:** Please address the following questions in the Organizations Overview (one page or less)
 - 1) In what ways does your organization's work align with one or more the Foundation's four focus areas:
 - Inclusive clean economy
 - Racial and economic justice
 - Corporate and political accountability
 - Voice, creativity and culture
 - 2) Describe your organization's mission and vision.
- **Proposal Narrative:** Please address the following questions in a proposal narrative (three pages or fewer):
 - 1) Define the problem or issue you are proposing to address.
 - 2) How would you use NCF funding to implement activities that would address this challenge?
 - 3) What would be different in the context of your work as result of the proposed grant activity? Please explain the anticipated outcomes. How would your organization measure success? What indicators of progress would you use to know your work is proceeding as planned?
 - 4) Please provide a brief analysis of trends in the field that impact your work. We encourage you to highlight funding trends, shifts in public policy, changes in the efforts of peer organizations, allies and key partners in the field that are doing similar work, as well as, organizations with competing viewpoints.
 - 5) Provide an analysis of risk factors that might impact the success of this effort or influence the planned activities. What factors might disrupt your proposed plans? What unknown considerations raise concern about the viability of your proposed efforts? What strategies would you use to mitigate the identified potential risk(s)?

COPY

The Nathan Cummings Foundation
2017 APPLICATION INSTRUCTIONS

- **Budget(s):**
 - 1) Provide a copy of your organization's current itemized operating budget showing projected income and expenses.
 - 2) If applying for project support, in addition to the operating budget, provide an itemized project budget showing projected income and expenses.
 - 3) Please provide a budget narrative that briefly explains each proposed line item. The budget narrative complements the proposal narrative and tells the story of your organization's financial health. It should align with the income and expense numbers presented in your organization and/ or project budget and explain any deficits, inconsistencies, or anomalies in funding trends/ history.

- **Financial Statements:**
 - 1) The most recent audited financial statements, the most recent IRS Form 990 tax filing is acceptable if your organization does not have an audit (Only provide these documents if they are not available through the Guidestar website.)
 - 2) Income and expenses statement for the period not covered by the audit or 990. (Universities and other organizations with budgets over \$50 million do not have to submit an audit, 990 or income and expense statement.)

- **Resumes or Bio of Key Staff, Including:**
 - 1) CEO
 - 2) Project Director
 - 3) CFO or person responsible for tracking grant expenditures
 - 4) Other key staff members

- **List of Current Board Members:**
 - 1) Names and affiliations

The Nathan Cummings Foundation
2017 APPLICATION FORM

COPY

I. Fiscal Sponsor

A fiscal sponsorship is a formal arrangement between an organization classified by the IRS as a tax-exempt public charity and an entity that is not classified by the IRS as a tax-exempt public charity. The unclassified entity is a project of its fiscal sponsor and the fiscal sponsor must take full legal, administrative and financial responsibility for its project. If a grant is awarded, the fiscal sponsor must track grant supported activities and expenditures and submit required reports to its funders.

1. Is your organization fiscally sponsoring the project described in this application? Yes No

2. If yes, as the fiscal sponsor does your organization take full legal, administrative, and financial responsibility for the project and, if funded, the submission of narrative and financial reports to The Nathan Cummings Foundation? Yes No

II. Organization

Legal Name of Applying Organization (on IRS Determination Letter):

EIN Number:

Street Address:

City:	State:	Zip:
-------	--------	------

Phone:	Fax:	Website:
--------	------	----------

The Nathan Cummings Foundation
2017 APPLICATION FORM

COPY

III. Head of the Organization (or Officer with Authority to Sign on Behalf of the Applying Organization)

Name:

Title:

Email:	Phone:	Fax:
--------	--------	------

Signature:

Date:

IV. Project Contact (if different from above)

Name:

Title:

Street Address:

City:	State:	Zip:
-------	--------	------

Email:	Phone:
--------	--------

V. Are You Applying For:

General Operating Support?

Project Support? (Always check Project Support for fiscally sponsored projects.)

If applying for Project Support, please type the name of the project:

The Nathan Cummings Foundation
2017 APPLICATION FORM



VI. Total Amount Requested from NCF: \$ _____

VII.

Proposed start and end dates

Start: _____

End: _____

VIII. Budget(s):

Please provide a budget narrative that briefly explains each proposed line item. The budget narrative complements the proposal narrative and tells the story of your organization's financial health. It should align with the projected income and expense numbers presented in your organization and/ or project budget and explain any deficits, inconsistencies, or anomalies in funding trends/ history.

Total Operating Budget: \$ _____

Total Project Budget: \$ _____

IX. Diversity & Inclusion Within Your Organization:

Consistent with NCF values, we ask that you please complete the tables below regarding your organization's goals, progress and challenges, if any, building a diverse and inclusive board and staff.

	<u>Area of Interest</u>	<u>Response</u>
1	Please explain how your organization thinks about the importance of diversity (e.g., racial, ethnic, gender, cultural, religious, disability, etc.) to the success of the work proposed? In what ways does the current composition of the organization's board, executive leadership and staff demonstrate the priority placed on diversity and the inclusion people from under-represented groups?	
2	What goals, if any, has the board and executive leadership established for ensuring the diversity of the organization's board and staff? In what ways, if any, does your organization need support with ensuring the inclusion of diverse people and perspectives?	
3	Is there any other information about your organization's efforts to build a diverse and inclusive workplace that you would like to share?	

Board and Staff	Asian-American		African-American		Latino/Latina-American		Native American/Alaskan		White		COPY	
	M	F	M	F	M	F	M	F	M	F		
Board Members												
Senior Management												
Program Staff												
Administrative												
Other Staff/Volunteers												
Totals												

* Please feel free to use this column to represent other groups of people that further reflect the diversity of your organization.

X. OTHER SOURCES OF PROJECT FUNDING

If you are seeking project support, indicate the amount of grant funds committed and applications pending for project support. (Please list each funding source, amount, and status separately.)

--

XI. OTHER SOURCES OF GENERAL SUPPORT FUNDING

If you are seeking general support, indicate the amount of grant funds committed and applications pending for general support. (Please list each funding source, amount, and status separately.)

--

The Nathan Cummings Foundation
2017 APPLICATION FORM



Application Attachments Checklist

With the exception of the Proposal Narrative, please email the documents below as PDFs.

- | | |
|--------------------------|---|
| <input type="checkbox"/> | Signed application |
| <input type="checkbox"/> | Organizational Overview (one page or less) & Proposal narrative (three pages or less as MS WORD documents) |
| <input type="checkbox"/> | Most recent audited financial statements or IRS Form 990 filing (if not available via Guidestar) |
| <input type="checkbox"/> | Itemized operating budget. Include budget narrative, projected income and expenses |
| <input type="checkbox"/> | Itemized project budget (if seeking project support). Include budget narrative, projected income and expenses |
| <input type="checkbox"/> | Resumes/bios of CEO, Project Director, CFO, and other key staff members |
| <input type="checkbox"/> | List of current board members and their affiliations |

Please Email Completed Form and Attachments to: [name, email address]

Organization Name	Org Address	Foundation Status	Purpose of Grant	Contribution Amount
350.org	20 Jay Street, Suite 732 Brooklyn, NY 11201	PC-501(c)(3) Public Charity	General Support	\$100,000
A Place Called Home	2830 South Central Avenue Los Angeles, CA 90011	PC-501(c)(3) Public Charity	General Support	\$15,000
Access Living of Metropolitan Chicago	115 W. Chicago Avenue Chicago, IL 60654	PC-501(c)(3) Public Charity	The Beatrice Cummings Mayer Realizing Education and Advancement for Disabled Youth (READY) Program	\$15,000
Action Center on Race and the Economy Institute	1901 West Carroll Ave Chicago, IL 60612	PC-501(c)(3) Public Charity	General Support	\$100,000
Advancement Project	1220 L Street, NW, Suite 850 Washington, DC 20005	PC-501(c)(3) Public Charity	Free and Safe Campaign	\$100,000
African Services Committee	429 West 127 Street New York, NY 10027	PC-501(c)(3) Public Charity	General Support	\$1,000
AgitArte	678 Massachusetts Ave., Suite 504 Cambridge, MA 02139	PC-501(c)(3) Public Charity	Rebuild Casa Taller	\$9,000
Allied Media Projects	4126 Third Street Detroit, MI 48201	PC-501(c)(3) Public Charity	General Support	\$100,000
Alternate ROOTS	115 Martin Luther King Jr Dr Suite 200 Atlanta, GA 30303	PC-501(c)(3) Public Charity	General Support	\$200,000
American Councils for International Education	1828 L St. NW Washington, DC 20036	PC-501(c)(3) Public Charity	General Support	\$1,000
American Friends of Batsheva Dance Company	1201 Broadway, Suite 802 Chicago, IL 60611-2604	PC-501(c)(3) Public Charity	General Support	\$5,000
American Friends of Matagalim	c/o Milton D. Ohtensoser 4101 Pine Tree Drive, Unit 509 Miami Beach, FL 33140	PC-501(c)(3) Public Charity	General Support	\$10,000
American Friends of the Heschel Center	2419 John F. Kennedy Blvd, Jersey City, NJ 07304	PC-501(c)(3) Public Charity	Promoting the Initiatives of the Heschel Sustainability Fellows Program in the U S	\$10,000
American Friends of the Israel Museum	545 Fifth Avenue, Suite 920 New York, NY 10017	PC-501(c)(3) Public Charity	Mediterranean Contemporary Photography and Video Acquisition	\$8,000
American-Israel Cultural Foundation	1140 Broadway, Suite 304 New York, NY 10001	PC-501(c)(3) Public Charity	Timing of the Shrew: In Motion, by Theater in the Rough	\$5,000
Anna Claussen	2119 Franklin Ave SE Minneapolis, 55414	Individual	Voices for Rural Resiliency	\$100,000
Anti-Defamation League	605 Third Avenue New York, NY 10158	PC-501(c)(3) Public Charity	Center on Hate Crimes and Extremism Training for Law Enforcement	\$150,000
Arkansas Public Policy Panel	1308 W 2nd St. Little Rock, AR 72201	PC-501(c)(3) Public Charity	General Support	\$1,000
Arts Contemporary Israeli Art Fund	433 Broadway, Suite 320 New York, NY 10013	PC-501(c)(3) Public Charity	General Support	\$2,500
Arts Contemporary Israeli Art Fund	433 Broadway, Suite 320 New York, NY 10013	PC-501(c)(3) Public Charity	Arabic Translation for Tohu Magazine	\$4,000
Artists for Peace and Justice	87 Walker Street #6B New York, NY 10013	PC-501(c)(3) Public Charity	General Support	\$500
Artists Striving To End Poverty	165 West 46th Street, Suite 1303 New York, NY 10036	PC-501(c)(3) Public Charity	Refugee Youth Summer Academy	\$5,000
As You Sow	1611 Telegraph Ave. Suite 1450 Oakland, CA 94612	PC-501(c)(3) Public Charity	Proxy Preview 2018 Sponsorship	\$5,000
Asian American Writers Workshop	112 W. 27th St., Ste 600 New York, NY 10001	PC-501(c)(3) Public Charity	General Support	\$150,000
Astraea Lesbian Foundation for Justice	116 East 16th Street, 7th FL New York, NY 10003	PC-501(c)(3) Public Charity	General Support	\$5,000



Organization Name	Org Address	Foundation Status	Purpose of Grant	Contribution Amount
350.org	20 Jay Street, Suite 732 Brooklyn, NY 11201	PC-501(c)(3) Public Charity	General Support	\$100,000
Auburn Theological Seminary	475 Riverside Dr, Suite 1800 New York, NY 10115	PC-501(c)(3) Public Charity	General Support	\$150,000
Auburn Theological Seminary	475 Riverside Dr, Suite 1800 New York, NY 10115	PC-501(c)(3) Public Charity	Transformative Resilience Practices in South, Southwest, and Midwest	\$200,000
Ayni Institute	1120 Saratoga Street, #2 East Boston, MA 02128	PC-501(c)(3) Public Charity	Momentum Training Program	\$75,000
Baby2Baby	6435 Wilshire Blvd Los Angeles, CA 90048	PC-501(c)(3) Public Charity	General Support	\$40,000
Bend The Arc - A Jewish Partnership For Justice	330 Seventh Avenue, 19th Floor New York, NY 10001	PC-501(c)(3) Public Charity	General Support	\$10,000
Bend The Arc - A Jewish Partnership For Justice	330 Seventh Avenue, 19th Floor New York, NY 10001	PC-501(c)(3) Public Charity	General Support	\$400,000
Bend The Arc - A Jewish Partnership For Justice	330 Seventh Avenue, 19th Floor New York, NY 10001	PC-501(c)(3) Public Charity	Jewish Social Justice Roundtable	\$125,000
Black Alliance for Just Immigration	660 Nostrad Ave. Brooklyn, NY 11216	PC-501(c)(3) Public Charity	General Support	\$7,000
Board of Trustees of the Leland Stanford Junior University	365 Lasuen Street, 2nd Floor Stanford, CA 94305	PC-501(c)(3) Public Charity	Stanford Live	\$25,000
Board of Trustees of the University of Illinois	809 S. Marshfield Avenue, MB 502, M/C 551 Chicago, IL 60612-4305	PC-501(c)(3) Public Charity	Gallery 400, Out of Easy Reach exhibition	\$5,000
Borealis Philanthropy	P.O. box 3295 Minneapolis, MN 55403	PC-501(c)(3) Public Charity	Communities Transforming Policing Fund	\$100,000
Brady Center to Prevent Gun Violence	840 First St. NE, Suite 400 Washington, DC 20001	PC-501(c)(3) Public Charity	General Support	\$29,000
Brave New Films	10510 Culver Boulevard	PC-501(c)(3) Public Charity	General Support	\$10,000
Brown University	P.O. Box 1893 Providence, RI 02912	PC-501(c)(3) Public Charity	Victoria Westhead '83 and John F. Levy Endowed Financial Aid Fund	\$20,000
Business and Professional People for the Public Interest	25 East Washington Street, Suite 1515 Chicago, IL 60602	PC-501(c)(3) Public Charity	General Support	\$10,000
Business Forward Foundation	1155 Connecticut Ave. NW, Suite 1000 Washington, DC 20036	PC-501(c)(3) Public Charity	Business Forward Campaign	\$150,000
ByKids	330 West End Ave., Suite 7A New York, NY 10023	PC-501(c)(3) Public Charity	General Support	\$500
Cambodian Coordinating Council	2201 East Anahelm St, Suite 103 Long Beach, CA 90804	PC-501(c)(3) Public Charity	Cambodia Town Film Festival	\$15,000
Catholic Climate Covenant	415 Michigan Ave NE, Suite 260 Washington, DC 20017	PC-501(c)(3) Public Charity	Catholic Covenant Energies	\$150,000
Catholic Relief Services	228 W. Lexington St. Baltimore, MD 21201	PC-501(c)(3) Public Charity	Caribbean Hurricane Relief	\$2,000
Center for Community Change	1536 U Street, NW Washington, DC 20009	PC-501(c)(3) Public Charity	General Support	\$250,000
Center for Investigative Reporting	1400 65th Street, Suite 200 Emeryville, CA 94608	PC-501(c)(3) Public Charity	General Support	\$100,000
Center for Media Justice	436 14th Street, Suite 500 Oakland, CA 94702	PC-501(c)(3) Public Charity	General Support	\$200,000



Organization Name	Org Address	Foundation Status	Purpose of Grant	Contribution Amount
350.org	20 Jay Street, Suite 732 Brooklyn, NY 11201	PC-501(c)(3) Public Charity	General Support	\$100,000
Center for Political Accountability	1233 20th Street, NW, Suite 205 Washington, DC 20036	PC-501(c)(3) Public Charity	General Support	\$100,000
Center for Popular Democracy	449 Troutman Avenue, Suite A Brooklyn, NY 11237	PC-501(c)(3) Public Charity	Local Progress	\$100,000
Center for Popular Democracy	449 Troutman Avenue, Suite A Brooklyn, NY 11237	PC-501(c)(3) Public Charity	Hurricane Maria Community Recovery Fund	\$6,000
Center for Rural Strategies	46 East Main Street Whitesburg, KY 41858	PC-501(c)(3) Public Charity	General Support	\$100,000
Center for Whole Communities	209 Battery Street Burlington, VT 05401	PC-501(c)(3) Public Charity	General Support	\$2,500
Ceres	99 Chauncy Street, 6th Floor Boston, MA 02111	PC-501(c)(3) Public Charity	Defense of the Shareholder Proposal Process (SEC Rule 14a-8)	\$100,000
Ceres	99 Chauncy Street, 6th Floor Boston, MA 02111	PC-501(c)(3) Public Charity	General Support	\$125,000
CFLeads	625 Grove Street Braintree, MA 02184	PC-501(c)(3) Public Charity	General Support	\$25,000
Childcare Vietnam	269 West 72nd St., Apt. 9B New York, NY 10023	PC-501(c)(3) Public Charity	Seizing the Moment: Fostering the Leadership Role of Community Foundations in a Divisive Time	\$4,000
Children's Aid Society	711 Third Ave, Suite 700 New York, NY 10017	PC-501(c)(3) Public Charity	General Support	\$1,000
Church World Services	475 Riverside Drive, Suite 700 New York, NY 10115	PC-501(c)(3) Public Charity	Coalition Capacity Building: Sanctuary Movement and Protection Networks	\$100,000
Citizen University	220 2nd Ave S. #43 Seattle, WA 98104	PC-501(c)(3) Public Charity	General Support	\$100,000
Claremont McKenna College	888 Columbia Avenue Claremont, CA 91711	PC-501(c)(3) Public Charity	CARE Center	\$40,000
Clean Energy Group	50 State Street, Suite 1 Montpelier, VT 05602	PC-501(c)(3) Public Charity	General Support	\$150,000
Coalition of Immokalee Workers	110 S. 2nd St. Immokalee, FL 34142	PC-501(c)(3) Public Charity	General Support	\$75,000
Coleman Center Board of the City of York Term	630 Avenue A York, AL 36925	PC-501(c)(3) Public Charity	General Support	\$7,500
ColorOfChange.Org Education Fund	1714 Franklin Street, Suite 100-136 Oakland, CA 94612	PC-501(c)(3) Public Charity	General Support and Fight Back Table	\$400,000
Community Initiatives	354 Pine Street, Suite 700 San Francisco, CA 94104	PC-501(c)(3) Public Charity	Renaissance Journalism	\$50,000
Confluence Philanthropy	475 Riverside Drive, Suite 900 New York, NY 10115	PC-501(c)(3) Public Charity	General Support	\$7,500
Congregation Beth Elohim	274 Garfield Place Brooklyn, NY 11215	PC-501(c)(3) Public Charity	General Support	\$4,000
Consultative Group on Biological Diversity	PO Box 29361 San Francisco, CA 94129	PC-501(c)(3) Public Charity	Climate and Energy Funders Group	\$5,000
Council on Foundations	2121 Crystal Drive, Suite 700 Arlington, VA 22202	PC-501(c)(3) Public Charity	General Support	\$23,100
Dance Service New York City	218 E 18th St., 4th Floor New York, NY 10003	PC-501(c)(3) Public Charity	General Support	\$2,000
Democracy Collaborative Foundation	1422 Euclid Ave, Suite 616 Cleveland, OH 44115	PC-501(c)(3) Public Charity	General Support	\$200,000
Demos: A Network For Ideas And Action	80 Broad Street, 4th Floor New York, NY 10004	PC-501(c)(3) Public Charity	Supporting an Inclusive and Equitable Clean Economy Transformation	\$200,000



Organization Name	Org Address	Foundation Status	Purpose of Grant	Contribution Amount
350.org	20 Jay Street, Suite 732 Brooklyn, NY 11201	PC-501(c)(3) Public Charity	General Support	\$100,000
Dream Corps	1611 Telegraph Avenue, Suite 600 Oakland, CA 94612	PC-501(c)(3) Public Charity	#LoveArmy	\$100,000
Duke University	Alumni & Development Records Campus, P. O. Box 90581 Durham, NC 27708	PC-501(c)(3) Public Charity	Cook Center	\$150,000
Earth Day Network	1616 P Street, NW, Suite 340 Washington, DC 20036	PC-501(c)(3) Public Charity	March for Science	\$50,000
Earth House	5275 Miles Ave Oakland, CA 94618	PC-501(c)(3) Public Charity	Breakthrough Communities at Earth House Center	\$25,000
Economic Policy Institute	1225 I Street NW, Suite 600 Washington, DC 20005	PC-501(c)(3) Public Charity	Addressing Economic Inequality with a Focus on Women of Color	\$100,000
EcoPeace Middle East Environmental NGO Forum	6534 Spring Valley Drive Alexandria, VA 22312	PC-501(c)(3) Public Charity	General Support	\$10,000
Efforts of Grace	1712 Oretha Castle Haley Boulevard New Orleans, LA 70113	PC-501(c)(3) Public Charity	General Support	\$200,000
El Puente de Williamsburg	211 South 4th Street Brooklyn, NY 11211	PC-501(c)(3) Public Charity	Puerto Rico Hurricane Relief	\$75,000
Ella Baker Center For Human Rights in California	1970 Broadway, Suite 1125 Oakland, CA 94612	PC-501(c)(3) Public Charity	General Support	\$150,000
Emerald Cities Collaborative	1140 Connecticut Ave., NW, Suite 900-B Washington, DC 20036	PC-501(c)(3) Public Charity	General Support	\$135,000
Ensemble Studio Theatre	545 West 52nd Street, 2nd Floor New York, NY 10019	PC-501(c)(3) Public Charity	Youngblood	\$10,000
Environmental Grantmakers Association	475 Riverside Drive, Suite 960 New York, NY 10115	PC-501(c)(3) Public Charity	General Support	\$10,980
Esperanza Education Fund	P.O. Box 27507 Washington, DC 20038	PC-501(c)(3) Public Charity	General Support	\$1,000
Faith in Public Life	1990 M ST NW STE 740 Washington, DC 20036	PC-501(c)(3) Public Charity	Spiritual Nurture	\$34,000
Faith in Public Life	1990 M ST NW STE 740 Washington, DC 20036	PC-501(c)(3) Public Charity	General Support	\$150,000
Faithworks	26 W. Boscawen St., Suite A-201 Winchester, VA 22601	PC-501(c)(3) Public Charity	General Support	\$25,000
Firelight Media	2090 Adam Clayton Powell Jr. Blvd. Suite 202 New York, NY 10027	PC-501(c)(3) Public Charity	Documentary Lab	\$100,000
First Peoples Fund	P.O. Box 2977 Rapid City, SD 57709	PC-501(c)(3) Public Charity	General Support	\$100,000
FJC	520 Eighth Ave., 20th Fl. New York, NY 10018	PC-501(c)(3) Public Charity	Maga Mashim	\$10,000
FJC	520 Eighth Ave., 20th Fl. New York, NY 10018	PC-501(c)(3) Public Charity	Toldot Yisrael	\$10,000
Foundation Center	32 Old Slip, 24th floor New York, NY 10005	PC-501(c)(3) Public Charity	General Support	\$10,000



Organization Name	Org Address	Foundation Status	Purpose of Grant	Contribution Amount
350.org	20 Jay Street, Suite 732 Brooklyn, NY 11201	PC-501(c)(3) Public Charity	General Support	\$100,000
Fractured Atlas	248 W 35th Street, 10th floor New York, NY 10001	PC-501(c)(3) Public Charity	Working Narratives	\$125,000
Fractured Atlas	248 West 35th Street, 10th Floor New York, NY 10001	PC-501(c)(3) Public Charity	Faith Matters Network	\$100,000
Fractured Atlas	248 West 35th Street, 10th Floor New York, NY 10001	PC-501(c)(3) Public Charity	Ending Hate	\$25,000
Fractured Atlas	248 West 35th Street, 10th Floor New York, NY 10001	PC-501(c)(3) Public Charity	BloomBars	\$1,000
Francisca Porchas	5506 W. Meadowbrook Ave Phoenix, 85031	Individual	Seeds of Resilience	\$100,000
Funders Network for Smart Growth and Livable Communities	1500 San Remo Avenue, Suite 249 Coral Gables, FL 33146	PC-501(c)(3) Public Charity	General support	\$15,000
Garrison Institute	P.O. Box 532 Garrison, NY 10524	PC-501(c)(3) Public Charity	General Support	\$5,000
George Family Foundation	1818 Oliver Avenue So. Minneapolis, MN 55405	PC-501(c)(3) Public Charity	Foundation Landscape Analysis on Spirituality and Health	\$21,000
Georgia Strategic Alliance for New Directions and Unified Policies	501 Pulliam St SW, Suite 100 Atlanta, GA 30312	PC-501(c)(3) Public Charity	Black Organizing for Liberation Strategy Lab	\$45,000
Girls Educational and Mentoring Services	201 W 148th Street New York, NY 10039	PC-501(c)(3) Public Charity	General Support	\$10,000
Grantmakers for Effective Organizations	1725 DeSales Street, NW Suite 404 Washington, DC 20036	PC-501(c)(3) Public Charity	General Support	\$6,380
Grantmakers in the Arts	4055 21st Avenue West, Suite 100 Seattle, WA 98199	PC-501(c)(3) Public Charity	General Support	\$7,500
Grantmakers in the Arts	4055 21st Avenue West, Suite 100 Seattle, WA 98199	PC-501(c)(3) Public Charity	GIA Racial Equity in Arts Philanthropy 2017	\$25,000
Green Diversity Initiative	1341 G St, NW, 5th Floor Washington, DC 20005	PC-501(c)(3) Public Charity	General Support	\$75,000
Green Latinos	801 Pennsylvania Ave NW, Unit 1010 Washington, DC 20001	PC-501(c)(3) Public Charity	The Astolmar Principles: A Greenlatinos Framework For Equitable Intersectional Engagement	\$75,000
Greenfaith	101 South Third Ave. #12 Highland Park, NJ 08904	PC-501(c)(3) Public Charity	People's Climate Movement	\$100,000
Habitat for Humanity International	270 Peachtree St., Suite 1300 Atlanta, GA 30303	PC-501(c)(3) Public Charity	Carter Work Project 2018	\$10,000
Haitian Education & Leadership Program	64 Fulton Street, Suite 1102 New York, NY 10038	PC-501(c)(3) Public Charity	General Support	\$2,500
Harmony Labs	311 W. 43rd St., 12th Floor New York, NY 10036	PC-501(c)(3) Public Charity	Project Ratio	\$100,000
Hartley Film Foundation	49 Richmondville Avenue, Suite 204 Westport, CT 06880	PC-501(c)(3) Public Charity	The Cantor's Project	\$5,000
Hartley Film Foundation	49 Richmondville Avenue, Suite 204 Westport, CT 06880	PC-501(c)(3) Public Charity	Rabbi	\$8,000
House Foundation for the Arts	260 West Broadway, Suites 2 New York, NY 10013	PC-501(c)(3) Public Charity	Cellular Songs	\$10,000



Organization Name	Org Address	Foundation Status	Purpose of Grant	Contribution Amount
350.org	20 Jay Street, Suite 732 Brooklyn, NY 11201	PC-501(c)(3) Public Charity	General Support	\$100,000
Hunger Free America	50 Broad Street, Suite 1103 New York, NY 10004	PC-501(c)(3) Public Charity	General Support	\$500
Insight Center for Community Economic Development	360 14th St., Suite 500 A Oakland, CA 94602	PC-501(c)(3) Public Charity	General Support	\$20,000
Institute for Local Self-Reliance	2720 East 22nd Street Minneapolis, MN 55406	PC-501(c)(3) Public Charity	Community Scaled Economies	\$100,000
Institute for Policy Studies	1301 Connecticut Ave. NW, Suite 600 Washington, DC 20036	PC-501(c)(3) Public Charity	OtherWords	\$90,000
Interfaith Center on Corporate Responsibility	475 Riverside Drive, Suite 1842 New York, NY 10115	PC-501(c)(3) Public Charity	General Support	\$107,500
International Documentary	3470 Wilshire Blvd, Ste 980 Los Angeles, CA 90010	PC-501(c)(3) Public Charity	On the Sidelines	\$5,000
ISALAH	2356 University Ave. W, Suite 405 St. Paul, MN 55114	PC-501(c)(3) Public Charity	Prophetic Voices	\$150,000
Israel On Campus Coalition	734 15th St NW Washington, DC 20005	PC-501(c)(3) Public Charity	TAMID Group	\$10,000
Jasiri Smith	5504 Rippey Pl Pittsburgh, PA 15206	Individual	1Hood Artist/ Academy	\$100,000
Jerusalem Foundation	420 Lexington Avenue, Suite 1645 New York, NY 10170	PC-501(c)(3) Public Charity	Verigo Dance Company	\$5,000
Jerusalem Foundation	420 Lexington Avenue Suite 1645 New York, NY 10170	PC-501(c)(3) Public Charity	Spirit of the Freedom Award at the 34th Jerusalem International Film Festival	\$39,000
Jewish Funders Network	150 West 30th Street, Suite 900 New York, NY 10001	PC-501(c)(3) Public Charity	General Support	\$5,000
Jewish Funders Network	150 West 30th Street, Suite 900 New York, NY 10001	PC-501(c)(3) Public Charity	General Support	\$3,600
Jewish Funders Network	150 West 30th Street, Suite 900 New York, NY 10001	PC-501(c)(3) Public Charity	2017 Conference Sponsorship	\$18,000
Jewish Funders Network	150 West 30th Street, Suite 900 New York, NY 10001	PC-501(c)(3) Public Charity	Tafnit: Living Together Initiative	\$101,350
Jewish Funders Network	150 West 30th Street, Suite 900 New York, NY 10001	PC-501(c)(3) Public Charity	Shaharit: Creating Common Cause	\$400,000
Jews For Racial and Economic Justice	330 7th Avenue, Suite 1901 New York, NY 10001	PC-501(c)(3) Public Charity	General Support	\$100,000
Jobs with Justice Education Fund	1616 P Street NW Suite 150 Washington, DC 20036	PC-501(c)(3) Public Charity	General Support	\$150,000
Jobs with Justice Education Fund	1616 P Street NW Suite 150 Washington, DC 20036	PC-501(c)(3) Public Charity	General Support	\$225,000
JOIN for Justice	359 Boylston Street, Suite 4 Boston, MA 02116	PC-501(c)(3) Public Charity	JWOC Resilience Project	\$35,000
JOIN for Justice	359 Boylston Street, Suite 4 Boston, MA 02116	PC-501(c)(3) Public Charity	General Support	\$350,000
Jolt Initiative	4704 E. Cesar Chavez Suite B Austin, TX 78721	PC-501(c)(3) Public Charity	Jolt Initiative's Art for Change/Arte y Cambio	\$100,000
Just Adopt	30 Wilton Crest Wilton, CT 06897	PC-501(c)(3) Public Charity	General Support	\$2,000



Organization Name	Org Address	Foundation Status	Purpose of Grant	Contribution Amount
350.org	20 Jay Street, Suite 732 Brooklyn, NY 11201	PC-501(c)(3) Public Charity	General Support	\$100,000
JUST Capital Foundation	44 E. 30th St., 11th Floor New York, NY 10016	PC-501(c)(3) Public Charity	General Support	\$155,000
JustLeadershipUSA	1900 Lexington Ave New York, NY 10035	PC-501(c)(3) Public Charity	Rikers Public Memory Project	\$60,000
JustLeadershipUSA	1900 Lexington Ave New York, NY 10035	PC-501(c)(3) Public Charity	Leading with Conviction	\$100,000
KCRW Foundation	1900 Pico Boulevard Santa Monica, CA 90405	PC-501(c)(3) Public Charity	Press Play with Madeleine Brand	\$10,500
Kentucky Coalition	P.O. Box 1450 London, KY 40743	PC-501(c)(3) Public Charity	General Support	\$175,000
LA Voice	760 South Westmoreland Ave., Suite 336 Los Angeles, CA 90005	PC-501(c)(3) Public Charity	Muslim Organizer Training Initiative	\$100,000
Learning Tree Cultural Center	801 Bartholdi St Bronx, NY 10467	PC-501(c)(3) Public Charity	The Learning Tree Global Exposure Program	\$4,000
Liberty Hill Foundation	6420 Wilshire Boulevard, Suite 700 Los Angeles, CA 90048	PC-501(c)(3) Public Charity	Stand Together Against Neighborhood Drilling-Los Angeles (STAND LA)	\$50,000
Liberty Hill Foundation	6420 Wilshire Boulevard, Suite 700 Los Angeles, CA 90048	PC-501(c)(3) Public Charity	James Lawson Institute	\$100,000
Life After Hate	917 W Washington Blvd, Suite 212 Chicago, IL 60607	PC-501(c)(3) Public Charity	General Support	\$1,000
Living Cities - The National Community Development Initiative	1040 Avenue of the Americas, Floor 17 New York, NY 10018	PC-501(c)(3) Public Charity	Activest	\$100,000
Los Angeles Alliance for a New Economy	464 Lucas Ave, Suite 202 Los Angeles, CA 90017	PC-501(c)(3) Public Charity	Jobs to Move America's Inclusive Public Procurement Program	\$50,000
Los Angeles Alliance for a New Economy	464 Lucas Ave, Suite 202 Los Angeles, CA 90017	PC-501(c)(3) Public Charity	General Support	\$100,000
Los Angeles Review of Books	6671 Sunset Blvd., Suite 1521 Los Angeles, CA 90028	PC-501(c)(3) Public Charity	General Support	\$5,000
Make the Road New York	301 Grove Street Brooklyn, NY 11237	PC-501(c)(3) Public Charity	General Support	\$150,000
MAP Fund	577 Grand St., Apt. 1801 New York, NY 10002	PC-501(c)(3) Public Charity	General Support	\$2,000
Maplight	2223 Shattuck Ave Berkeley, CA 94704	PC-501(c)(3) Public Charity	General Support	\$150,000
MAPP International Productions	140 Second Ave, Suite 502 New York, NY 10003	PC-501(c)(3) Public Charity	General Support	\$100,000
Marcus Graham Project	1601 Elm St., Floor 33 Dallas, TX 75201	PC-501(c)(3) Public Charity	General Support	\$1,000
Marin Agricultural Land Trust	PO Box 809 Point Reyes Station, CA 94956	PC-501(c)(3) Public Charity	General Support	\$10,000
Masorti Foundation for Conservative Judaism in Israel	475 Riverside Drive, Suite 832 New York, NY 10115	PC-501(c)(3) Public Charity	Kehilat Maayanot	\$20,000
Masorti Foundation for Conservative Judaism in Israel	475 Riverside Drive, Suite 832 New York, NY 10115	PC-501(c)(3) Public Charity	Children's programming at Kehilat Moreshet Avraham	\$3,000
Massachusetts Institute of Technology	77 Massachusetts Avenue Cambridge, MA 02139	PC-501(c)(3) Public Charity	Colab	\$150,000



Organization Name	Org Address	Foundation Status	Purpose of Grant	Contribution Amount
350.org	20 Jay Street, Suite 732 Brooklyn, NY 11201	PC-501(c)(3) Public Charity	General Support	\$100,000
Media Impact Funders	200 W. Washington Square Suite 220 Philadelphia, PA 19106	PC-501(c)(3) Public Charity	General Support	\$5,000
Miami Foundation	40 NW 3rd Street, Suite 305 Miami, FL 33128	PC-501(c)(3) Public Charity	Hurricane Irma Community Recovery Fund	\$75,000
Miami Workers Center	10800 Biscayne Blvd., Suite 1050 Miami, FL 33161	PC-501(c)(3) Public Charity	General Support	\$75,000
Mission Investors Exchange	107 Spring Street Seattle, WA 98104	PC-501(c)(3) Public Charity	General Support	\$7,500
Mount Shasta Bioregional Ecology Center	P.O. Box 1143 Mt. Shasta, CA 96087	PC-501(c)(3) Public Charity	Walking Backwards	\$5,000
Movement Strategy Center	436 14th Street, 5th Floor Oakland, CA 94612	PC-501(c)(3) Public Charity	National Black Worker Center Project	\$50,000
Movement Strategy Center	436 14th Street, 5th Floor Oakland, CA 94612	PC-501(c)(3) Public Charity	Transitions Initiative Labs	\$50,000
Movement Strategy Center	436 14th Street, 5th Floor Oakland, CA 94612	PC-501(c)(3) Public Charity	Climate Justice Alliance	\$260,000
Mr. Holland's Opus Foundation	4370 Tujunga avenue, Suite 330 Studio City, CA 91604	PC-501(c)(3) Public Charity	General Support	\$10,000
Museum of Contemporary Art	220 East Chicago Avenue Chicago, IL 60611-2604	PC-501(c)(3) Public Charity	Howardena Pindell: What Remains to Be Seen	\$20,000
MusicianShip	2863 29th Street NW Washington, DC 20008	PC-501(c)(3) Public Charity	General Support	\$5,000
NAACP	4805 Mount Hope Drive Baltimore, MD 21215-3297	PC-501(c)(3) Public Charity	Power to the People: Advancing Grassroots Leadership on Clean Energy	\$150,000
National Association of Latino Arts and Culture	1208 Buena Vista San Antonio, TX 78207	PC-501(c)(3) Public Charity	General Support	\$150,000
National Association of State Energy Officials	1300 North 17th Street Suite 1275 Arlington, VA 22209	PC-501(c)(3) Public Charity	2018 U.S. Energy and Employment Report	\$100,000
National Center for Family Philanthropy	1667 K Street NW, Suite 550 Washington, DC 20006	PC-501(c)(3) Public Charity	General Support	\$10,000
National Committee for Responsive Philanthropy	1900 L Street NW Suite 825 Washington, DC 20036	PC-501(c)(3) Public Charity	General Support	\$30,000
National Conference of Black Lawyers	6 West 121 Street New York, NY 10025	PC-501(c)(3) Public Charity	Strategic Planning Project	\$10,000
National Council of Jewish Women	2000 Van Ness Ave., Suite 411 San Francisco, CA 94109	PC-501(c)(3) Public Charity	Empowered, Resilient, Accomplished Project	\$25,000
National Day Laborer Organizing Network	674 S La Fayette Park Pl Los Angeles, CA 91206	PC-501(c)(3) Public Charity	General Support	\$100,000
National Domestic Workers Alliance	1204 Broadway, 2nd Floor New York, NY 10001	PC-501(c)(3) Public Charity	General Support	\$275,000
National Domestic Workers Alliance	1204 Broadway, 2nd Floor New York, NY 10001	PC-501(c)(3) Public Charity	General Support and #Resist	\$487,500
National People's Action	810 North Milwaukee Avenue Chicago, IL 60642	PC-501(c)(3) Public Charity	General Support	\$150,000
National Trust for Historic Preservation in U.S.	1785 Massachusetts Avenue, NW Washington, DC 20036	PC-501(c)(3) Public Charity	Fund for African American Cultural Heritage	\$150,000
Neighborhood Funders Group	436 14th Street, Suite 425 Oakland, CA 94612	PC-501(c)(3) Public Charity	General Support	\$10,000



Organization Name	Org Address	Foundation Status	Purpose of Grant	Contribution Amount
350.org	20 Jay Street, Suite 732 Brooklyn, NY 11201	PC-501(c)(3) Public Charity	General Support	\$100,000
NEO Philanthropy	45 West 36th Street, 6th Floor New York, NY 10018	PC-501(c)(3) Public Charity	CultureStrike's Monuments to an Inclusive Future	\$9,000
NEO Philanthropy	45 West 36th Street, 6th Floor New York, NY 10018	PC-501(c)(3) Public Charity	Funders' Committee for Civic Participation	\$5,000
NEO Philanthropy	45 West 36th Street, 6th Floor New York, NY 10018	PC-501(c)(3) Public Charity	Arts in a Changing America	\$50,000
NEO Philanthropy	45 West 36th Street, 6th Floor New York, NY 10018	PC-501(c)(3) Public Charity	CultureStrike	\$250,000
NEST M Parent Teacher Association	111 Columbia St. New York, NY 10002	PC-501(c)(3) Public Charity	General Support	\$1,000
New Israel Fund	6 East 39th Street, Suite 301 New York, NY 10016	PC-501(c)(3) Public Charity	Tali Kerem: Eschatomocracy exhibition	\$8,000
New Israel Fund	6 East 39th Street, Suite 301 New York, NY 10016	PC-501(c)(3) Public Charity	Women of the Wall	\$11,000
New Israel Fund	6 East 39th Street, Suite 301 New York, NY 10016	PC-501(c)(3) Public Charity	General Support	\$600,000
New Orleans Workers' Center for Racial Justice	217 N. Prieur Street New Orleans, LA 70112	PC-501(c)(3) Public Charity	General Support	\$100,000
New Venture Fund	1201 Connecticut Ave NW, Suite 300 Washington, DC 20036	PC-501(c)(3) Public Charity	US Impact Investing Alliance	\$50,000
New Venture Fund	1201 Connecticut Ave NW, Suite 300 Washington, DC 20036	PC-501(c)(3) Public Charity	Media Democracy Fund	\$400,000
No Longer Empty	122 West 27th Street, Floor 10 New York, NY 10001	PC-501(c)(3) Public Charity	Hold These Truths	\$80,000
Northeastern University	360 Huntington Ave Boston, MA 02115 Boston, MA 02115	PC-501(c)(3) Public Charity	Belfour Academy	\$4,000
Northwestern University	619 Clark Street Evanston, IL 60208-0802	PC-501(c)(3) Public Charity	Cholangiocarcinoma Study	\$50,000
Not An Alternative	143 Newell St Brooklyn, NY 11222	PC-501(c)(3) Public Charity	General Support	\$75,000
Occidental College	1600 Campus Road Los Angeles, CA 90041-3314	PC-501(c)(3) Public Charity	Some of My Best Friends are Kimchi	\$2,500
Ocean Foundation	1320 19th Street, NW, 5th Floor Washington, DC 20036	PC-501(c)(3) Public Charity	Ocean Conservation Research	\$15,000
Ojai Foundation	P.O. Box 999 Ojai, CA 93024	PC-501(c)(3) Public Charity	International expansion of Council Practice	\$7,200
One Voice	1072 J.R. Lynch St, Suite 9 Jackson, MS 39203	PC-501(c)(3) Public Charity	General support	\$150,000
Pardees Institute of Jewish Studies North America	404 5th Avenue, Suite 7013 New York, NY 10018	PC-501(c)(3) Public Charity	General Support	\$5,000
Pardees Institute of Jewish Studies North America	404 5th Avenue, Suite 7013 New York, NY 10018	PC-501(c)(3) Public Charity	US Pardees program of studies	\$5,000
PeacePlayers International	1200 New Hampshire Ave NW, Suite 875 Washington, DC 20036	PC-501(c)(3) Public Charity	PeacePlayers International – Middle East	\$20,000
Peak Grantmaking	1666 K Street, NW, #440 Washington, DC 20006	PC-501(c)(3) Public Charity	General Support	\$3,000
Pennsylvania Horticultural Society	100 North 20th St., 5th Floor Philadelphia, PA 19103	PC-501(c)(3) Public Charity	Roots to Re-Entry	\$2,000



Organization Name	Org Address	Foundation Status	Purpose of Grant	Contribution Amount
350.org	20 Jay Street, Suite 732 Brooklyn, NY 11201	PC-501(c)(3) Public Charity	General Support	\$100,000
National People's Action	810 N. Milwaukee Ave. Chicago, IL 60642	PC-501(c)(3) Public Charity	Changing Hearts and Minds in Rural Communities and Small Towns	\$125,000
Petey Greene Program	9 Mercer Street Princeton, NJ 08540	PC-501(c)(3) Public Charity	Rhode Island Branch	\$10,000
Philanthropy New York	1500 Broadway, 7th Floor New York, NY 10036	PC-501(c)(3) Public Charity	General Support	\$18,100
PICO National Network	171 Santa Rosa Avenue Oakland, CA 94610	PC-501(c)(3) Public Charity	General Support	\$250,000
PICO National Network	171 Santa Rosa Avenue Oakland, CA 94610	PC-501(c)(3) Public Charity	General Support	\$250,000
Picture the Homeless	104 E 126th St. #1B/Storefront New York, NY 10035	PC-501(c)(3) Public Charity	General Support	\$2,000
Pillars Fund	20 W. Kinzie St. 17th Floor Chicago, IL 60654	PC-501(c)(3) Public Charity	General Support	\$100,000
Pioneer School of Drama	840 Stanford Road Danville, KY 40422	PC-501(c)(3) Public Charity	Voices Inside	\$10,800
PolicyLink	1438 Webster Street Oakland, CA 94612	PC-501(c)(3) Public Charity	General Support	\$100,000
Political Research Associates	1310 Broadway, Ste 201 Somerville, MA 02144	PC-501(c)(3) Public Charity	Anti-Semitism Convening	\$100,000
Pratt Area Community Council	1000 Dean Street Brooklyn, NY 11238	PC-501(c)(3) Public Charity	General Support	\$2,000
Praxis Project	1001 Connecticut Ave., NW Suite 201 Washington, DC 20036	PC-501(c)(3) Public Charity	Million Hoodies Movement for Justice	\$3,000
President and Fellows of Harvard College	1350 Massachusetts Ave., Suite 600 Cambridge, MA 02138	PC-501(c)(3) Public Charity	Faith Donor Gathering	\$25,000
PTA New Jersey Congress of Parents & Teachers	8 Quakerbridge Plaza, Suite F Mercerville, NJ 088619	PC-501(c)(3) Public Charity	Seth Boyden School PTA	\$7,500
Public Employees for Environmental Responsibility	962 Wayne Avenue, Suite 610 Silver Spring, MD 20910	PC-501(c)(3) Public Charity	General support	\$100,000
Public Policy and Education Fund of New York	94 Central Avenue Albany, NY 12206	PC-501(c)(3) Public Charity	New York Renews	\$150,000
Public Policy and International Affairs Program	130 Humphrey School 301 19th Avenue South Minneapolis, MN 55455	PC-501(c)(3) Public Charity	General Support	\$5,000
Public Religion Research Institute	2027 Massachusetts Ave NW, FL 3 Washington, DC 20036	PC-501(c)(3) Public Charity	General Support	\$250,000
Puente Human Rights Movement	P. O. Box 21837 Phoenix, AZ 85036	PC-501(c)(3) Public Charity	Mijente Support Committee	\$50,000
Rabbinical Assembly of America	3080 Broadway New York, NY 10027	PC-501(c)(3) Public Charity	National Council of Synagogues, Interfaith Dialogue	\$10,000
Race Forward	32 Broadway, Suite 1801 New York, NY 10004	PC-501(c)(3) Public Charity	General Support	\$150,000



Organization Name	Org Address	Foundation Status	Purpose of Grant	Contribution Amount
350.org	20 Jay Street, Suite 732 Brooklyn, NY 11201	PC-501(c)(3) Public Charity	General Support	\$100,000
Ranken-Jordan Home for Convalescent Crippled Children	11365 Dorsett Road Maryland Heights, MO 63043	PC-501(c)(3) Public Charity	General Support	\$25,000
Reconstructionist Rabbinical College	1299 Church Road Wyncote, PA 19095	PC-501(c)(3) Public Charity	Jewish Resilience Practices for Activists	\$30,000
Refugees International	2001 S St. NW, Suite 700 Washington, DC 20009	PC-501(c)(3) Public Charity	General Support	\$25,000
Repair the World	555 8th Avenue, Suite 1703 New York, NY 10018	PC-501(c)(3) Public Charity	The One America Movement	\$100,000
Resource Media	600 Stewart St., Ste. 1201 Seattle, WA 98101	PC-501(c)(3) Public Charity	General Support	\$1,000
Resources Legacy Fund	555 Capitol Mall, Suite 1095 Sacramento, CA 95814	PC-501(c)(3) Public Charity	Open Markets Institute	\$250,000
Restaurant Opportunities Centers United	275 Seventh Ave., Suite 1703 New York, NY 10001	PC-501(c)(3) Public Charity	General Support	\$150,000
Restaurant Opportunities Centers United	275 Seventh Ave., Suite 1703 New York, NY 10001	PC-501(c)(3) Public Charity	General Support	\$225,000
Revolutions Per Minute	786 S Shelby Street Louisville, KY 40203	PC-501(c)(3) Public Charity	General Support	\$100,000
Rockefeller Philanthropy Advisors	6 West 48th Street, 10th Floor New York, NY 10036	PC-501(c)(3) Public Charity	Executives' Alliance for Boys and Men of Color	\$60,000
Rockefeller Philanthropy Advisors	6 West 48th Street, 10th Floor New York, NY 10036	PC-501(c)(3) Public Charity	The Theory of the Foundation	\$25,000
Rockefeller Philanthropy Advisors	6 West 48th Street, 10th Floor New York, NY 10036	PC-501(c)(3) Public Charity	Pop Culture Collaborative Fund	\$500,000
Rocky Mountain Institute	1820 Folsom St Boulder, CO 80302	PC-501(c)(3) Public Charity	Shine and Leap	\$200,000
Roland Park Country School	5204 Roland Ave. Baltimore, MD 21210	PC-501(c)(3) Public Charity	Connie Maybin Endowment	\$5,000
Saint Ann's School	129 Pierrepont St. Brooklyn, NY 11201	PC-501(c)(3) Public Charity	General Support	\$20,000
Sarah Lawrence College	1 Mead Way Bronxville, NY 10708	PC-501(c)(3) Public Charity	General Support	\$30,000
SaveNature.Org	699 Mississippi Street, Suite 106 San Francisco, CA 94107	PC-501(c)(3) Public Charity	General Support	\$5,000
Seva Foundation	1786 Fifth Street Berkeley, CA 94710	PC-501(c)(3) Public Charity	General Support	\$20,000
Sick Kids Need Involved People of New York	601 W. 26th St., Suite 522 New York, NY 10001	PC-501(c)(3) Public Charity	General Support	\$15,000
Skirball Cultural Center	2701 N. Sepulveda Blvd. Los Angeles, CA 90049	PC-501(c)(3) Public Charity	Surface Tension by Ken Gonzales-Day: Murals, Signs, and Mark-Making in a Exhibition	\$5,000
Smithsonian Institution	1000 Jefferson Drive SW Washington, DC 20560	PC-501(c)(3) Public Charity	National Museum of the American Indian's Native Knowledge 360: A National Education Initiative	\$26,500
Social Venture Network	P.O. Box 29221 San Francisco, CA 94129	PC-501(c)(3) Public Charity	General Support	\$3,000
Sojourners	PO BOX 70730 Washington, DC 20024-0730	PC-501(c)(3) Public Charity	General Support	\$100,000
Solidago Foundation	150 Main St. #24 Northampton, MA 01060	PC-501(c)(3) Public Charity	The Workers Lab: Center for Economic Democracy	\$100,000



Organization Name	Org Address	Foundation Status	Purpose of Grant	Contribution Amount
350.org	20 Jay Street, Suite 732 Brooklyn, NY 11201	PC-501(c)(3) Public Charity	General Support	\$100,000
Solutions Project	4086 Piedmont Avenue #728 Oakland, CA 94611	PC-501(c)(3) Public Charity	Climate and Equity Convenings	\$130,000
Solutions Project	4086 Piedmont Avenue #728 Oakland, CA 94611	PC-501(c)(3) Public Charity	General Support	\$150,000
Southeast Asia Resource Action Center (SEARAC)	1628 16th St. NW Washington, DC 20009	PC-501(c)(3) Public Charity	General Support	\$10,000
Spark	101A Clay St. #188 San Francisco, CA 94111	PC-501(c)(3) Public Charity	General Support	\$5,000
Special Olympics	1133 19th St. NW Washington, DC 20036	PC-501(c)(3) Public Charity	General Support	\$4,000
St. Jude Children's Research Hospital	501 St. Jude Place Memphis, TN 38105	PC-501(c)(3) Public Charity	General Support	\$1,500
Sustainable Markets Foundation	45 W 36th St, 6th Floor New York, NY 10018	PC-501(c)(3) Public Charity	50/50 Climate Project	\$175,000
Truuh	266 West 37th Street, Suite 803 New York, NY 10018	PC-501(c)(3) Public Charity	General Support	\$125,000
TakeAction Minnesota Education Fund	705 Raymond Avenue, Suite 100 St. Paul, MN 55114	PC-501(c)(3) Public Charity	General Support	\$100,000
Tides Center	1012 Torney Avenue San Francisco, CA 94129-1755	PC-501(c)(3) Public Charity	Multifaith Alliance for Syrian Refugees	\$50,000
Tides Center	1012 Torney Avenue San Francisco, CA 94129-1755	PC-501(c)(3) Public Charity	Emerging Practitioners in Philanthropy	\$5,000
Tides Center	1012 Torney Avenue San Francisco, CA 94129-1755	PC-501(c)(3) Public Charity	Open MIC (Open Media and Information Companies Initiative)	\$75,000
Tides Center	1012 Torney Avenue San Francisco, CA 94129-1755	PC-501(c)(3) Public Charity	The Opportunity Agenda	\$150,000
Tonic Institute	101 Mission Street, Suite 1115 San Francisco, CA 94105	PC-501(c)(3) Public Charity	T100 Project	\$10,000
Treatment Advocacy Center	200 North Glebe Road, Suite 801 Arlington, VA 22203	PC-501(c)(3) Public Charity	General Support	\$10,000
Trisha Brown Company	341 West 38th St, Suite 801 New York, NY 10018	PC-501(c)(3) Public Charity	General Support	\$5,000
Trustees of Columbia University	1255 Amsterdam Ave, Suite 812 New York, NY 10027	PC-501(c)(3) Public Charity	The Center for Justice	\$4,000
Trustees of the University of Pennsylvania	3700 Walnut St. Philadelphia, PA 19104	PC-501(c)(3) Public Charity	Graduate School of Education's Extraordinary Impact Campaign	\$5,000
UBW	138 South Oxford Street, #4B Brooklyn, NY 11217	PC-501(c)(3) Public Charity	General Support	\$200,000
Union for Reform Judaism	633 Third Ave, 7th Floor New York, NY 10017	PC-501(c)(3) Public Charity	The Religious Action Center and Just Congregations	\$400,000
Union for Reform Judaism	633 Third Ave, 7th Floor New York, NY 10017	PC-501(c)(3) Public Charity	The Religious Action Center and Just Congregations	\$600,000
Union Theological Seminary	3041 Broadway at Reinhold Niebuhr Place New York, NY 10027	PC-501(c)(3) Public Charity	Poor People's Campaign	\$100,000
Unite Foundation	4929 Kansas Ave. NW Washington, DC 20011	PC-501(c)(3) Public Charity	General Support	\$1,000



Organization Name	Org Address	Foundation Status	Purpose of Grant	Contribution Amount
350.org	20 Jay Street, Suite 732 Brooklyn, NY 11201	PC-501(c)(3) Public Charity	General Support	\$100,000
United States Artists	980 N. Michigan Avenue, Suite 1300 Chicago, IL 60611	PC-501(c)(3) Public Charity	General Support	\$12,500
United States Conference of Catholic Bishops	3211 4th Street, N.E. Washington, D.C. 20017	PC-501(c)(3) Public Charity	St. Austin Catholic School	\$30,000
University of Central Arkansas Foundation	201 S. Donaghey, Box 4886 Conway, AR 72035	PC-501(c)(3) Public Charity	Experiential Learning Funds at the Schedler Honors College of UCA	\$1,000
V-Day	4104 24th Street #4515 San Francisco, CA 94114	PC-501(c)(3) Public Charity	Revolutionary Love Project	\$50,000
Vera Institute of Justice	233 Broadway, 12th Fl New York, NY 10279	PC-501(c)(3) Public Charity	General Support	\$100,000
Victory Gardens Theater	2433 N. Lincoln Ave Chicago, IL 60614	PC-501(c)(3) Public Charity	2017/18 Season: The Women's Series	\$5,000
Vineyard Theatre and Workshop Center	108 E. 15th Street New York, NY 10003-2102	PC-501(c)(3) Public Charity	General Support	\$5,000
We Own It	1325 East Dayton Street, Suite 100 Madison, WI 53703	PC-501(c)(3) Public Charity	General support	\$150,000
West Side Justice Center	601 S. California Ave. Chicago, IL 60612	PC-501(c)(3) Public Charity	General Support	\$10,000
WITNESS	80 Hanson Place, Fifth Floor Brooklyn, NY 11217	PC-501(c)(3) Public Charity	General Support	\$5,000
Women's Prison Association and Home	110 Second Ave New York, NY 10003	PC-501(c)(3) Public Charity	Working It Out	\$5,000
Workers Defense Project	5604 Manor Road Austin, TX 78723	PC-501(c)(3) Public Charity	General Support	\$150,000
Working Classrooms	423 Atlantic SW Albuquerque, NM 87102	PC-501(c)(3) Public Charity	General Support	\$7,500
World Resources Institute	10 G Street NE, Suite 800 Washington, DC 20002	PC-501(c)(3) Public Charity	Climate Caucus	\$150,000
Writers Without Margins	3 Concord Ave, #34 Cambridge, MA 02138	PC-501(c)(3) Public Charity	General Support	\$25,000
Year Up	40 Fountain Street, 7th Floor Providence, RI 02903	PC-501(c)(3) Public Charity	Year Up Providence	\$10,000
				\$22,027,010



Organization Name	Org Address	Foundation Status	Purpose of Grant	Contribution Amount
350.org Advancement Project	20 Jay Street, Suite 732 Brooklyn, NY 11201 1220 L Street, NW, Suite 850 Washington, DC 20005	PC-501(c)(3) Public Charity PC-501(c)(3) Public Charity	General Support Free and Safe Campaign	\$100,000 \$100,000
Alternate ROOTS	115 Martin Luther King Jr Dr Suite 200 Atlanta, GA 30303	PC-501(c)(3) Public Charity	General Support	\$200,000
Anna Claussen	2119 Franklin Ave SE Minneapolis, 55414	Individual	Voices for Rural Resiliency	\$50,000
Bend The Arc - A Jewish Partnership For Justice	330 Seventh Avenue, 19th Floor New York, NY 10001	PC-501(c)(3) Public Charity	Jewish Social Justice Roundtable	\$125,000
Borealis Philanthropy Center for Investigative Reporting	P.O. box 3295 Minneapolis, MN 55403 1400 65th Street, Suite 200 Emeryville, CA 94608	PC-501(c)(3) Public Charity PC-501(c)(3) Public Charity	Communities Transforming Policing Fund General Support	\$100,000 \$100,000
Center for Political Accountability	1233 20th Street, NW, Suite 205 Washington, DC 20036	PC-501(c)(3) Public Charity	General Support	\$100,000
Center for Popular Democracy	449 Troutman Avenue, Suite A Brooklyn, NY 11237	PC-501(c)(3) Public Charity	Local Progress	\$100,000
Center for Rural Strategies	46 East Main Street Whitesburg, KY 41858	PC-501(c)(3) Public Charity	General Support	\$100,000
Ceres	99 Chauncy Street, 6th Floor Boston, MA 02111	PC-501(c)(3) Public Charity	General Support	\$125,000
ColorOfChange.Org Education Fund	1714 Franklin Street, Suite 100-136 Oakland, CA 94612	PC-501(c)(3) Public Charity	General Support and Fight Back Table	\$400,000
Community Initiatives	354 Pine Street, Suite 700 San Francisco, CA 94104	PC-501(c)(3) Public Charity	Renaissance Journalism	\$50,000
Faith in Public Life	1990 M ST NW STE 740 Washington, DC 20036	PC-501(c)(3) Public Charity	General Support	\$150,000
Firelight Media	2090 Adam Clayton Powell Jr. Blvd. Suite 202 New York, NY 10027	PC-501(c)(3) Public Charity	Documentary Lab	\$100,000
Francisca Porchas	5506 W. Meadowbrook Ave Phoenix, 85031	Individual	Seeds of Resilience	\$50,000
Green Diversity Initiative	1341 G St, NW, 5th Floor Washington, DC 20005	PC-501(c)(3) Public Charity	General Support	\$75,000
Green Latinos	801 Pennsylvania Ave NW, Unit 1010 Washington, DC 20001	PC-501(c)(3) Public Charity	The Asilomar Principles: A Greenlatinos Framework For Equitable Intersectional Engagement	\$75,000
Institute for Local Self-Reliance	2720 East 22nd Street Minneapolis, MN 55406	PC-501(c)(3) Public Charity	Community Scaled Economies	\$100,000
Jasri Smith	5504 Rippey Pl Pittsburgh, PA 15206	Individual	1Hood Artist Academy	\$50,000
Jewish Funders Network	150 West 30th Street, Suite 900 New York, NY 10001	PC-501(c)(3) Public Charity	Shaharit: Creating Common Cause	\$200,000
Jews For Racial and Economic Justice	330 7th Avenue, Suite 1901 New York, NY 10001	PC-501(c)(3) Public Charity	General Support	\$100,000
Jobs with Justice Education Fund	1616 P Street NW Suite 150 Washington, DC 20036	PC-501(c)(3) Public Charity	General Support	\$225,000
JustLeadershipUSA	1900 Lexington Ave New York, NY 10035	PC-501(c)(3) Public Charity	Rikers Public Memory Project	\$100,000



Organization Name	Org Address	Foundation Status	Purpose of Grant	Contribution Amount
350.org	20 Jay Street, Suite 732 Brooklyn, NY 11201	PC-501(c)(3) Public Charity	General Support	\$100,000
Los Angeles Alliance for a New Economy	484 Lucas Ave, Suite 202 Los Angeles, CA 90017	PC-501(c)(3) Public Charity	General Support	\$100,000
Maplight	2223 Shattuck Ave Berkeley, CA 94704	PC-501(c)(3) Public Charity	General Support	\$100,000
Massachusetts Institute of Technology	77 Massachusetts Avenue Cambridge, MA 02139	PC-501(c)(3) Public Charity	CoLab	\$100,000
Miami Workers Center	10800 Biscayne Blvd., Suite 1050 Miami, FL 33161	PC-501(c)(3) Public Charity	General Support	\$75,000
Movement Strategy Center	436 14th Street, 5th Floor Oakland, CA 94612	PC-501(c)(3) Public Charity	Climate Justice Alliance	\$250,000
NAACP	4805 Mount Hope Drive Baltimore, MD 21215-3297	PC-501(c)(3) Public Charity	Power to the People: Advancing Grassroots Leadership on Clean Energy	\$150,000
National Committee for Responsive Philanthropy	1900 L Street NW Suite 825 Washington, DC 20036	PC-501(c)(3) Public Charity	General Support	\$30,000
National Domestic Workers Alliance	1204 Broadway, 2nd Floor New York, NY 10001	PC-501(c)(3) Public Charity	General Support and #Resist	\$412,500
NEO Philanthropy	45 West 36th Street, 6th Floor New York, NY 10018	PC-501(c)(3) Public Charity	Arts in a Changing America	\$50,000
New Venture Fund	1201 Connecticut Ave NW, Suite 300 Washington, DC 20036	PC-501(c)(3) Public Charity	Media Democracy Fund	\$350,000
Not An Alternative	143 Newell St Brooklyn, NY 11222	PC-501(c)(3) Public Charity	General Support	\$75,000
PICO National Network	171 Santa Rosa Avenue Oakland, CA 94610	PC-501(c)(3) Public Charity	General Support	\$125,000
Political Research Associates	1310 Broadway, Ste 201 Somerville, MA 02144	PC-501(c)(3) Public Charity	Anti-Semitism Convening	\$100,000
Public Religion Research Institute	2027 Massachusetts Ave NW, FL 3 Washington, DC 20036	PC-501(c)(3) Public Charity	General Support	\$100,000
Puente Human Rights Movement	P. O. Box 21837 Phoenix, AZ 85036 Phoenix, AZ 85036	PC-501(c)(3) Public Charity	Mijente Support Committee	\$50,000
Race Forward	32 Broadway, Suite 1801 New York, NY 10004	PC-501(c)(3) Public Charity	General Support	\$150,000
Resources Legacy Fund	555 Capitol Mall, Suite 1095 Sacramento, CA 95814	PC-501(c)(3) Public Charity	Open Markets Institute	\$150,000
Restaurant Opportunities Centers United	275 Seventh Ave., Suite 1703 New York, NY 10001	PC-501(c)(3) Public Charity	General Support	\$225,000
Rockefeller Philanthropy Advisors	6 West 48th Street, 10th Floor New York, NY 10036	PC-501(c)(3) Public Charity	The Theory of the Foundation	\$25,000
Rockefeller Philanthropy Advisors	6 West 48th Street, 10th Floor New York, NY 10036	PC-501(c)(3) Public Charity	Pop Culture Collaborative Fund	\$500,000
Solidago Foundation	150 Main St. #24 Northampton, MA 01060	PC-501(c)(3) Public Charity	The Workers Lab: Center for Economic Democracy	\$100,000
Truah	266 West 37th Street, Suite 803 New York, NY 10018	PC-501(c)(3) Public Charity	General Support	\$125,000
TakeAction Minnesota Education Fund	705 Raymond Avenue, Suite 100 St. Paul, MN 55114	PC-501(c)(3) Public Charity	General Support	\$100,000



Organization Name	Org Address	Foundation Status	Purpose of Grant	Contribution Amount
350.org	20 Jay Street, Suite 732 Brooklyn, NY 11201	PC-501(c)(3) Public Charity	General Support	\$100,000
Tides Center	1012 Tormey Avenue San Francisco, CA 94129-1755	PC-501(c)(3) Public Charity	Open MIC (Open Media and Information Companies Initiative)	\$75,000
Tides Center	1012 Tormey Avenue San Francisco, CA 94129-1755	PC-501(c)(3) Public Charity	The Opportunity Agenda	\$150,000
Union for Reform Judaism	633 Third Ave, 7th Floor New York, NY 10017	PC-501(c)(3) Public Charity	The Religious Action Center and Just Congregations	\$500,000
Workers Defense Project	5604 Manor Road Austin, TX 78723	PC-501(c)(3) Public Charity	General Support	\$150,000
World Resources Institute	10 G Street NE, Suite 800 Washington, DC 20002	PC-501(c)(3) Public Charity	Climate Caucus	\$150,000
				<u>\$7,342,500</u>

