

February 2016

# #PopJustice: Volume 6

## Economic Data & Foundation Grantmaking

by Liz Manne, Michael Simkovic  
with Betsy Fagin



# Acknowledgements

The *#PopJustice* series of reports was produced by Liz Manne Strategy with generous support from Unbound Philanthropy and the Nathan Cummings Foundation. Revolutions Per Minute served as the project's fiscal sponsor.

**Editorial Director:** Liz Manne

**Senior Editor:** Joseph Phelan

**Graphic Design:** Luz Ortiz

**Cover Images:** "POC TV Takeover" © 2015 Julio Salgado. All rights reserved.

**#PopJustice, Volume 6: Economic Data & Foundation Grantmaking**

by Liz Manne, Michael Simkovic  
with Betsy Fagin

The views and opinions expressed in these reports are those of the authors and do not necessarily reflect the positions of Unbound Philanthropy, the Nathan Cummings Foundation, or Revolutions Per Minute.

© 2016 Liz Manne Strategy Ltd. All rights reserved.

# Contents

	Page
Introduction	5
1 Economic Data	6
2 Foundation Grantmaking	17
Appendix A: Grantmaking Charts	24
Appendix B: About the Team	36

Revenue for the commercial popular culture industries totals \$868 billion. That is more than a thousand times larger than all information and communications-related foundation grantmaking (\$518 million). Industry revenue also dwarfs federal funding for the arts, humanities, museums, libraries, and media combined (\$971 million).

- US Census Bureau, Economic Census 2012
  - Budget of the US Government
    - Foundation Center

# Introduction

We promised you charts, and here they are. Along with copious charts, you will find in these pages the hard data that supports all the ideas, practices, and recommendations that we discussed in *#PopJustice*, Volumes 1-5.

*#PopJustice, Volume 6: Economic Data & Foundation Grantmaking* provides economic data for the popular culture sector and an overview of current foundation grantmaking relevant to popular culture and social justice.

# 1. Economic Data

This chapter presents a data-driven overview of the culture market.

Understanding the relative scale of the pop culture industries is critical to grasping the potential of the opportunity for influence. Below are economic data for the relevant industries, including comparisons to related government and foundation spending as well as to other industries.

All numbers in this chapter are from 2012, the most recent available for complete government statistics. Our main sources are:

- US Bureau of Labor Statistics, Consumer Expenditure Survey, 2012
- US Census Bureau, Economic Census 2012
- US Budget

Our aim in this chapter is to present the sizes and growth rates of the various popular culture industries, and provide “apples-to-apples” comparisons. *#PopJustice, Volume 4: Understanding the Entertainment Industry* describes the major industry sectors (film and TV, music, social media, video games, and celebrity) in greater detail, and uses more recent figures and cites a variety of data sources, including trade associations and publications, industry reports, and reports from academia and watchdog organizations.

The US government agencies use the North American Industry Classification System (NAICS). NAICS industry categories relevant to our study on popular culture and social change include:

- information
- arts, entertainment, and recreation
- advertising, public relations, and related services

The charts below also use the following nonprofit categories with available NAICS data:

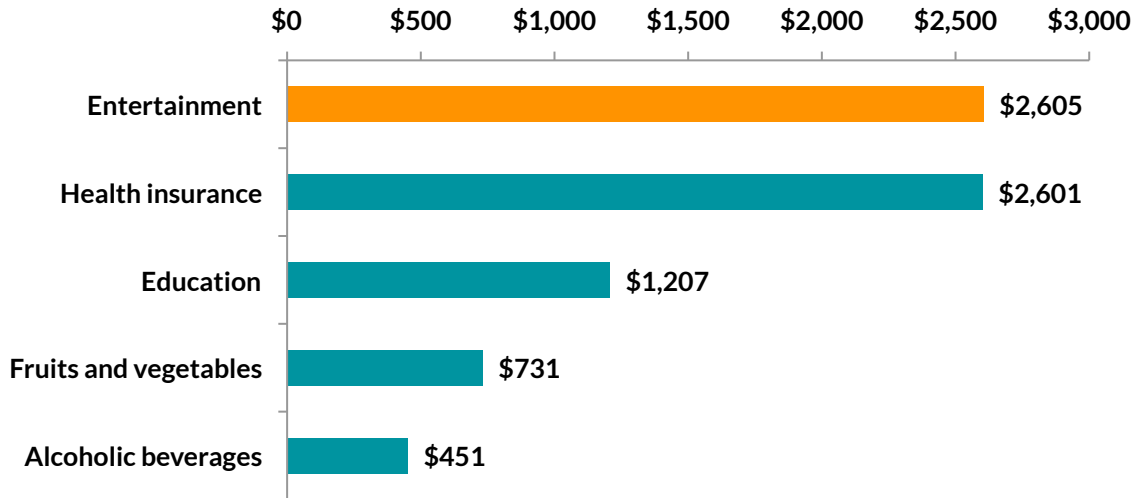
- grantmaking and giving services
- social advocacy organizations
- civic and social organizations

Please note that neither the NAICS industry nor nonprofit categories precisely match the popular culture industries described in this report series, nor those of foundation grantmaking, which we explore in chapter 2 of this volume. However, their approximation is sufficient for the purposes of this data overview.

## Consumer Spending

US consumers spend about the same on entertainment as they do on out-of-pocket health insurance (about \$2600 per year); and much more than on education, fruits and vegetables, or alcoholic beverages.

Average expenditures per consumer unit, 2012  
USD

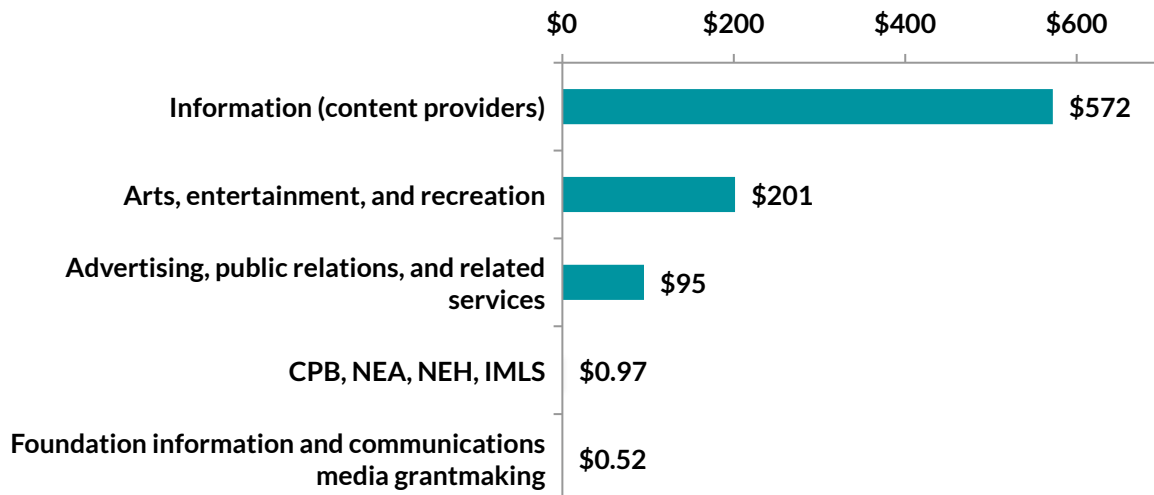


Source: US Bureau of Labor Statistics, Consumer Expenditure Survey, 2012.

## Sector Size

Revenue for the commercial popular culture industries totals \$868 billion. That is more than a thousand times larger than all information and communications-related foundation grantmaking (\$518 million). Industry revenue also dwarfs federal funding for the arts, humanities, museums, libraries, and media combined (\$971 million).

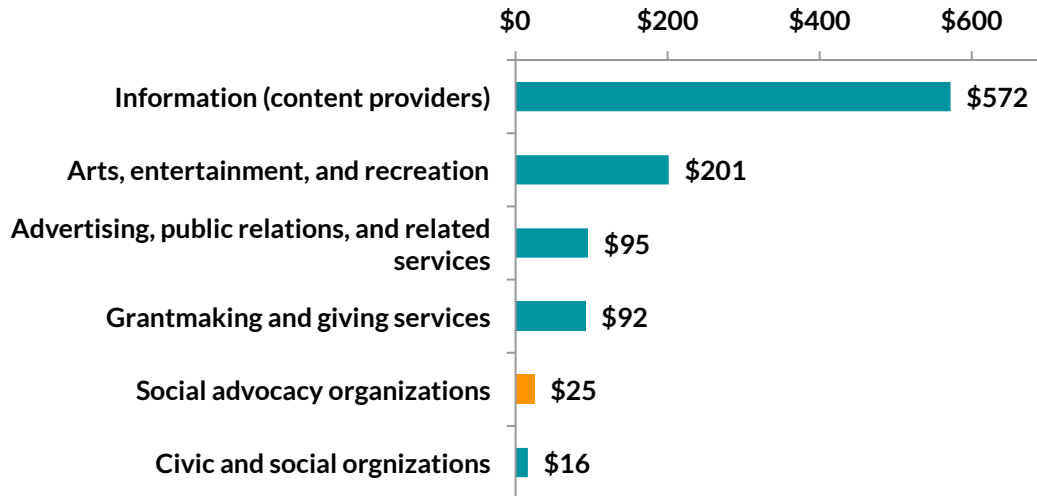
Annual Appropriations or Revenue, 2012  
USD billions



Source: US Census Bureau, Economic Census 2012; Budget of the U.S. Government; National Endowment for the Arts Appropriations History; Foundation Center.

The **Entertainment and Information** sectors dwarf social advocacy organizations: \$773 billion (adding just the top two bars together) compared to \$25 billion.

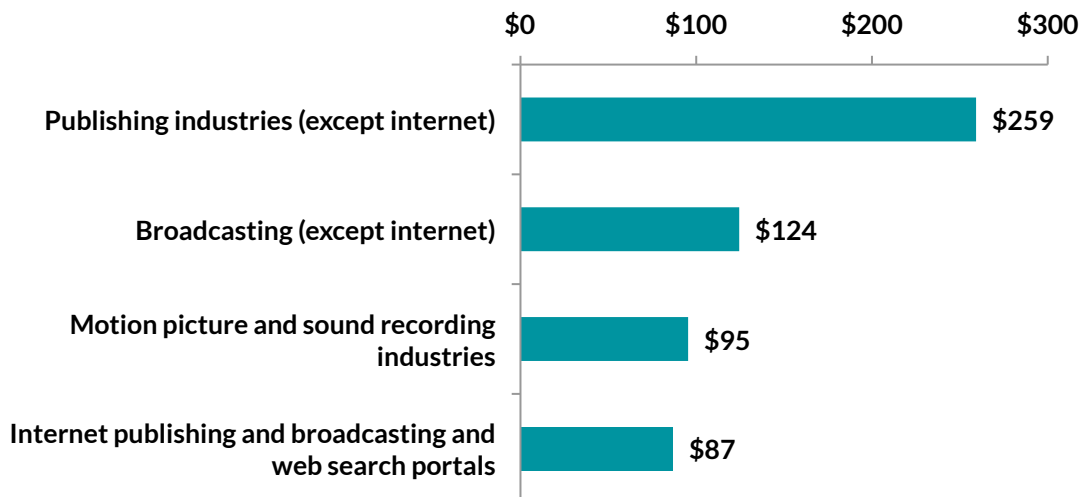
Value of sales, shipments, receipts, revenue, or business done by sector, 2012  
USD billions



Source: US Census Bureau, Economic Census 2012. Note: Information (content providers) excludes Telecommunications and Data processing, hosting, and related services from NAICS code 51 (Information)

The **Information** sector, totaling \$572 billion, is comprised of publishing (\$259 billion), broadcasting (\$124 billion), motion picture and sound recording (\$95 billion), and Internet publishing and broadcasting (\$87 billion).

Value of sales, shipments, receipts, revenue, or business done by sector, 2012  
USD billions



Source: US Census Bureau, Economic Census 2012.



If **publishing** seems outsized at \$259 billion, that's because it includes \$162 billion in software publishing, which has eclipsed traditional print publishers.

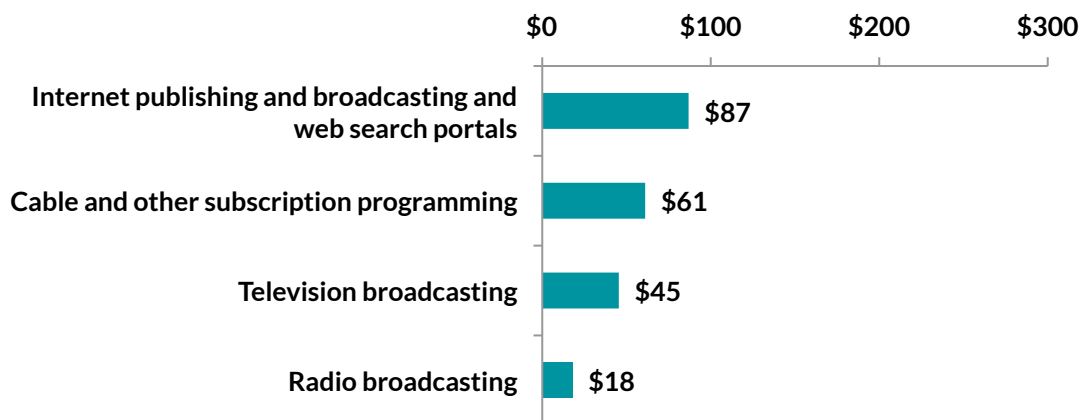
Value of sales, shipments, receipts, revenue, or business done by sector, 2012  
USD billions



Source: US Census Bureau, Economic Census 2012. Note: Video games consists of NAICS codes 5112 product codes 34892; 51213, product codes 31130; 5191, product code 36306; 7131 & 71391 to 17395 & 71399, product codes 31131 and 19561.

Within **broadcasting**, internet programming and paid television lead the market

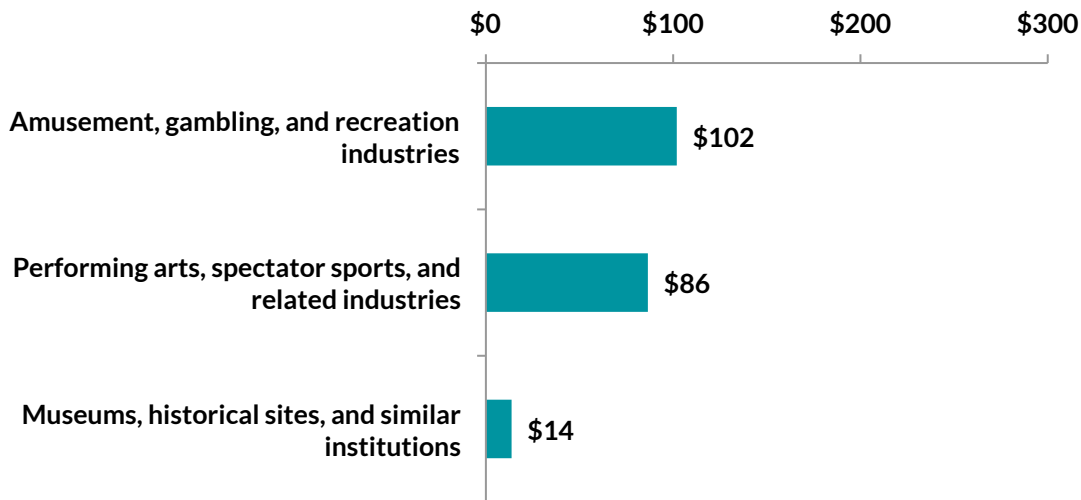
Value of sales, shipments, receipts, revenue, or business done by sector, 2012  
USD billions



Source: US Census Bureau, Economic Census 2012.

The **arts, entertainment and recreation** sector, totaling \$201 billion, is comprised of amusements, gambling, and recreation (\$102 billion), performing arts and spectator sports (\$86 billion), and museums and historical sites (\$14 billion).

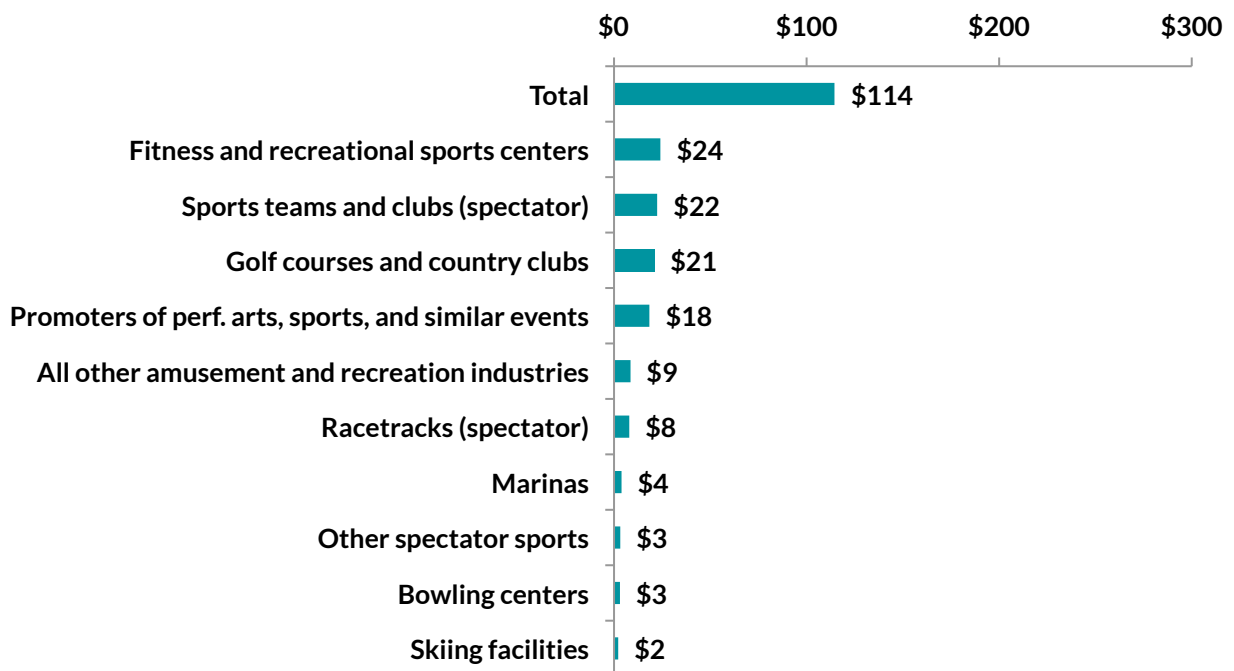
Value of sales, shipments, receipts, revenue, or business done by sector, 2012  
USD billions



Source: US Census Bureau, Economic Census 2012.

**Sports**—which partly falls within amusements, gambling, and recreation and partly within performing arts and spectator sports—is a \$114 billion industry. A lot of that is fitness and recreation like health clubs, golf, marinas, skiing, and bowling.

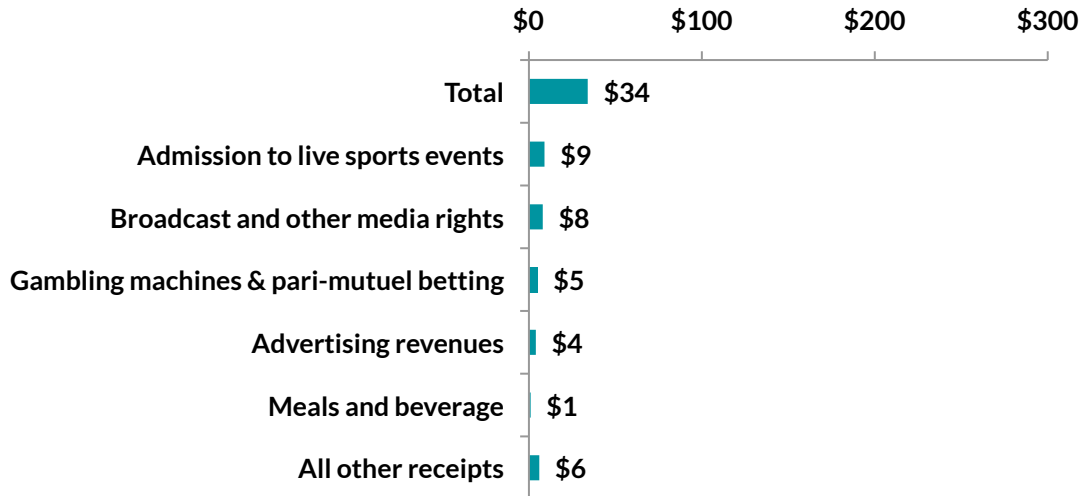
Value of sales, shipments, receipts, revenue, or business done by sector, 2012  
USD billions



Source: US Census Bureau, Economic Census 2012.

**Spectator sports** is \$34 billion of that \$114 billion sports total, including live sporting events and broadcast rights to the sports franchises.

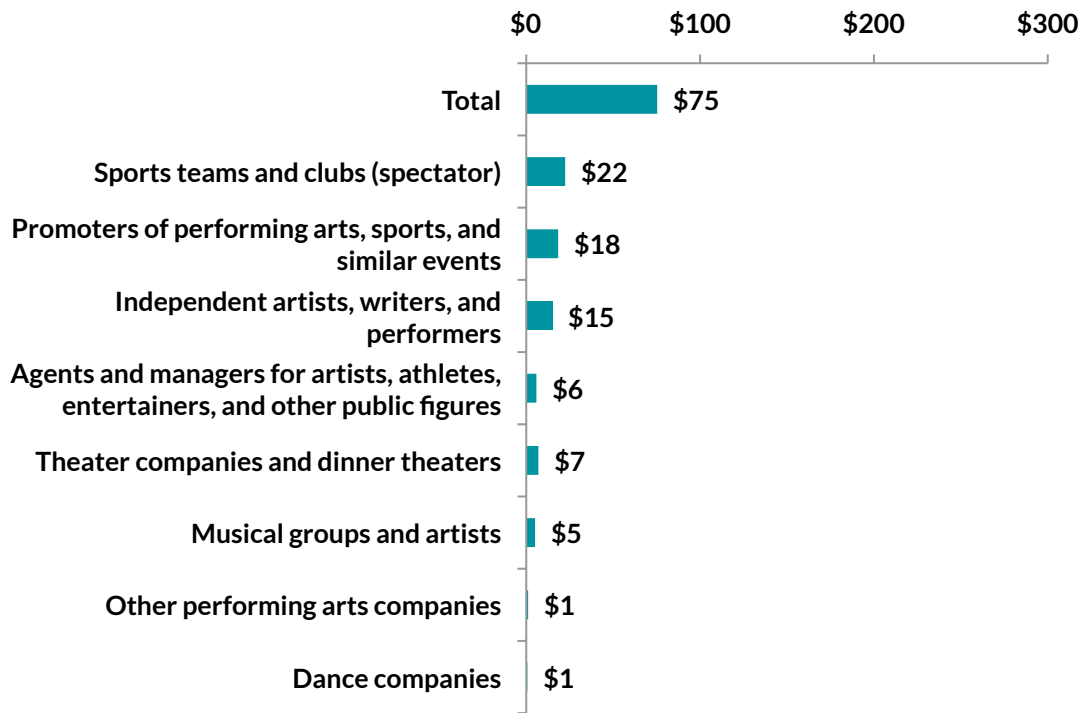
Value of sales, shipments, receipts, revenue, or business done by sector, 2012  
USD billions



Source: US Census Bureau, Economic Census 2012.

We estimate **celebrity culture** as a \$75 billion industry surrounding artists and athletes, assembling different subcategories from a variety of pop culture industry subcategories.

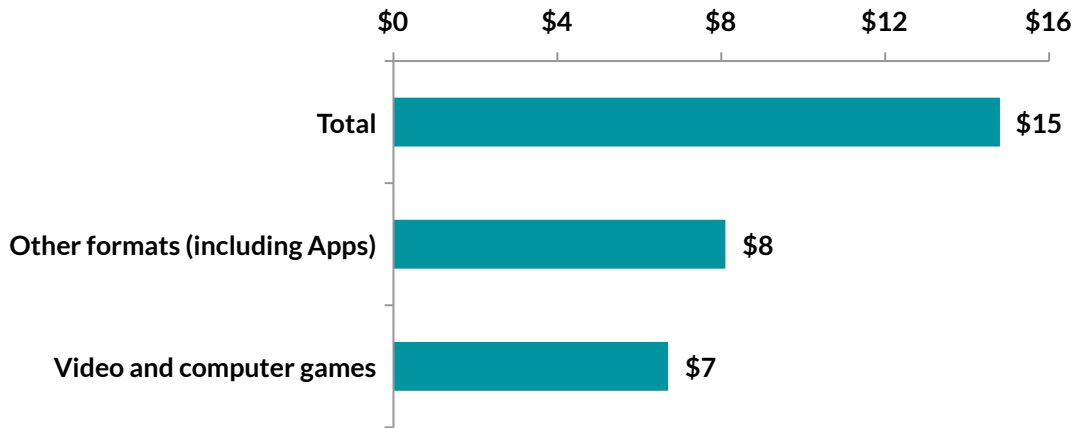
Value of sales, shipments, receipts, revenue, or business done by sector, 2012  
USD billions



Source: US Census Bureau, Economic Census 2012.

**Video games** are a bit challenging to estimate. The US Census Bureau says \$11 billion, but the Entertainment Software Association (ESA) says \$15 billion and IBIS World says \$41 billion. We'll use the ESA statistics.

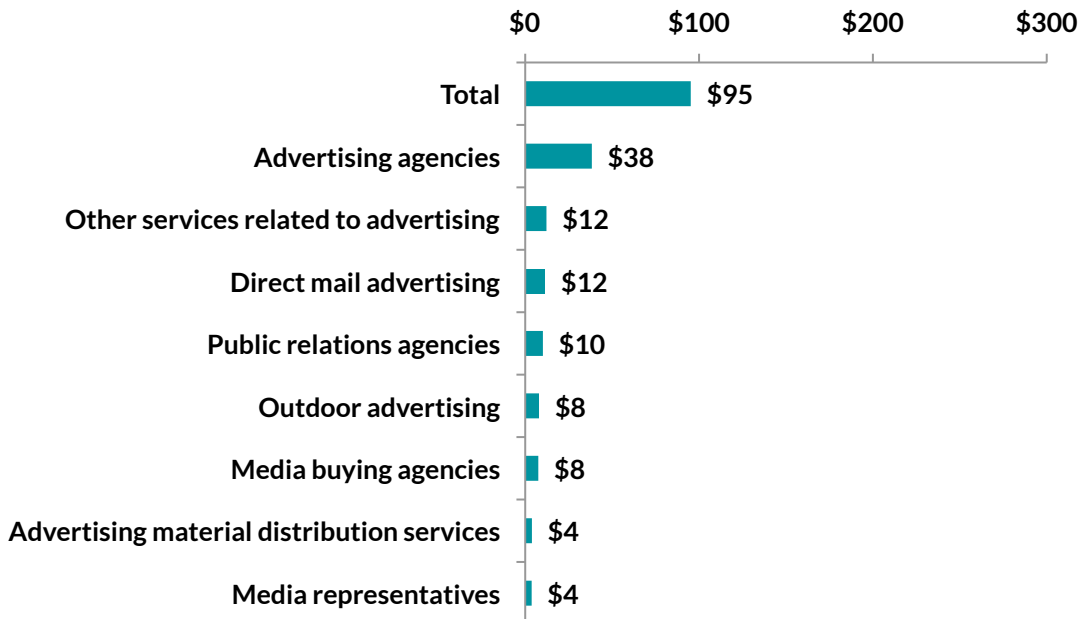
Value of sales, shipments, receipts, revenue, or business done by sector, 2012  
*USD billions*



Source: Entertainment Software Association

The **advertising and public relations** industry is \$95 billion. (Please note this is just what's going to the ad agencies and the media buyers for their services and commissions. Other advertising-related revenue would appear within the broadcasting sector.)

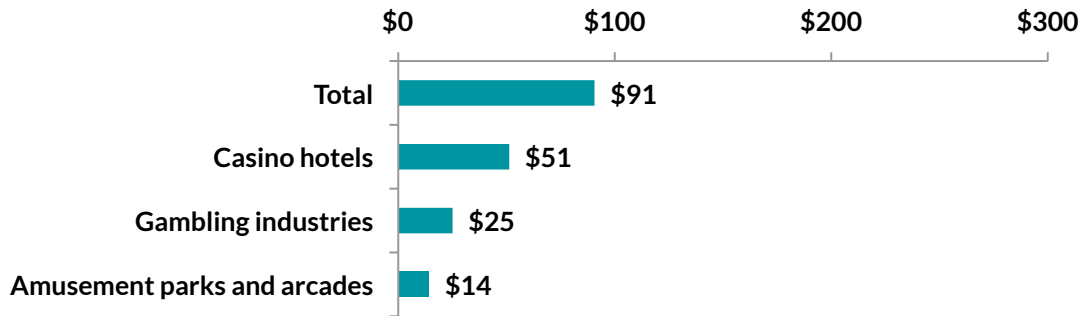
Value of sales, shipments, receipts, revenue, or business done by sector, 2012  
*USD billions*



Source: US Census Bureau, Economic Census 2012.

Casinos, gambling, and amusements together total \$91 billion.

Value of sales, shipments, receipts, revenue, or business done by sector, 2012  
 USD billions



Source: US Census Bureau, Economic Census 2012.

### Growth Rates

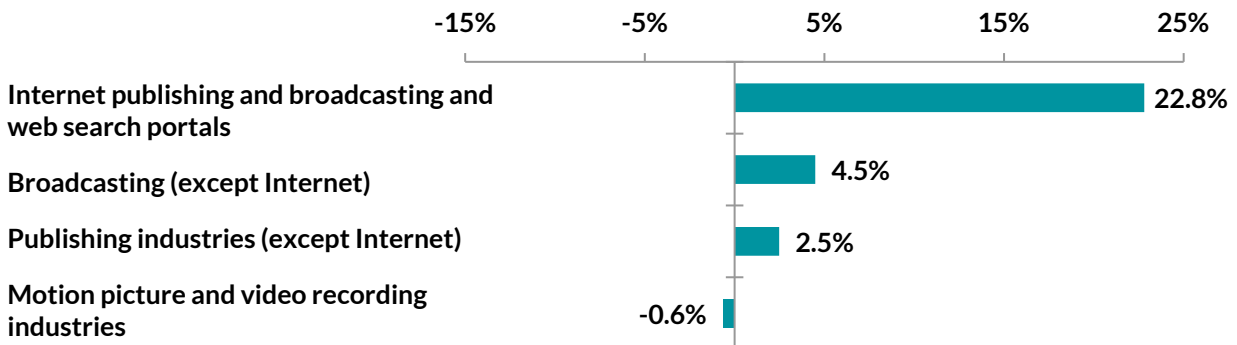
Growth rates are calculated using the compound annual growth rate, 2007-2012, as reported in the 2012 US Economic Census.

The big winners in growth during the five year period between the two most recent US Economic Censuses are pretty intuitive: everything that's digitally related.

- Internet publishing and broadcasting
- Broadcasting in general (cable TV, subscriptions like VOD, and regular broadcast)
- Publishing (remember that includes software publishing; traditional print publishing is plummeting)

Within the **information** sector, **Internet, software, and television** are growing. Note that this is compound annual growth, so Internet publishing, broadcasting, and web search portals more than doubled from 2007 to 2012. This is a high level look, with more detailed breakdowns of each subcategory in the charts that follow.

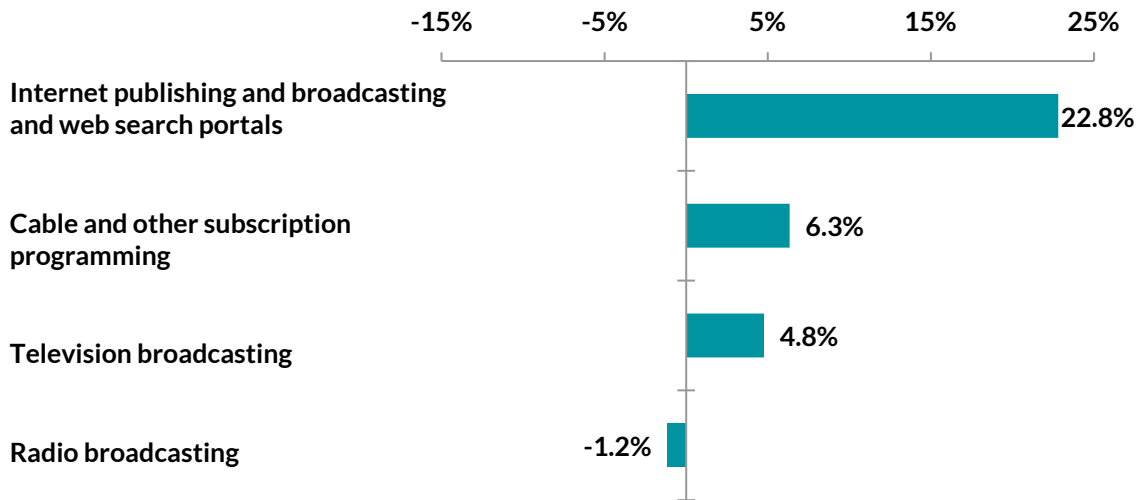
Compound Annual Growth Rate, 2007-2012  
 Percentage



Source: US Census Bureau, Economic Census 2012.

Within **broadcasting**, Internet broadcasting and cable television are growing at the fastest rates.

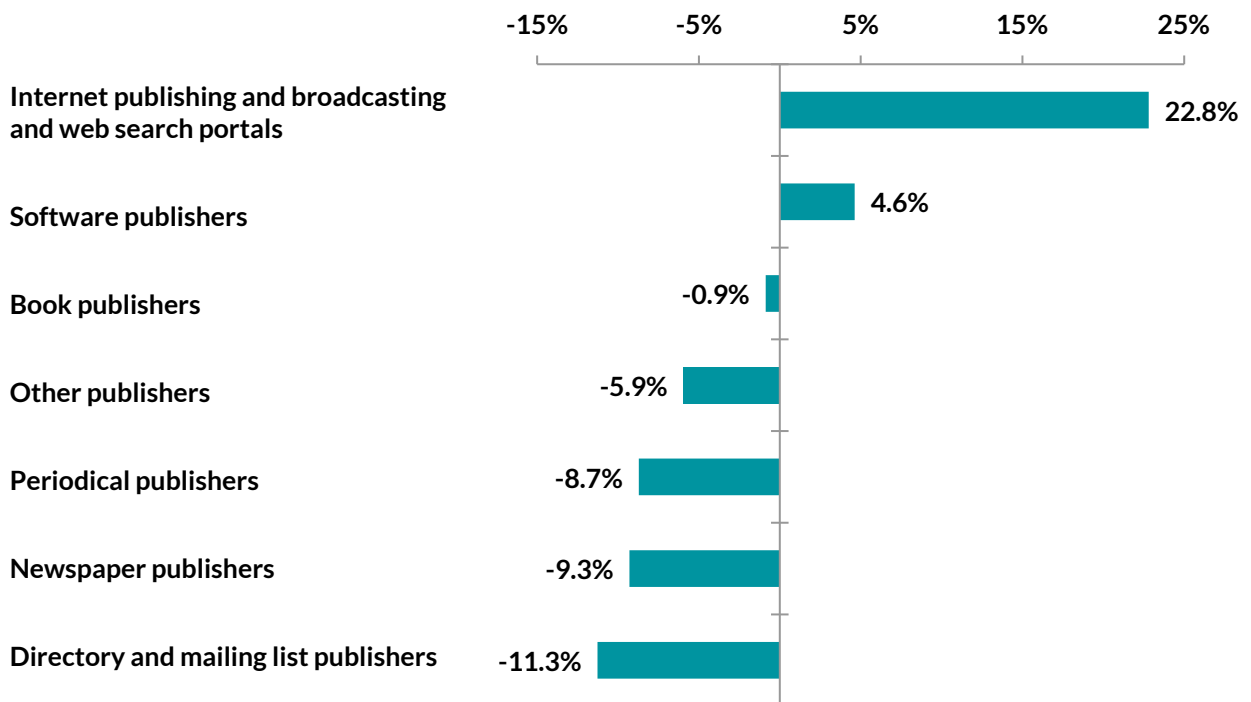
Compound Annual Growth Rate, 2007-2012  
Percentage



Source: US Census Bureau, Economic Census 2012.

Within **publishing**, traditional print publishing is shrinking while Internet and software are growing.

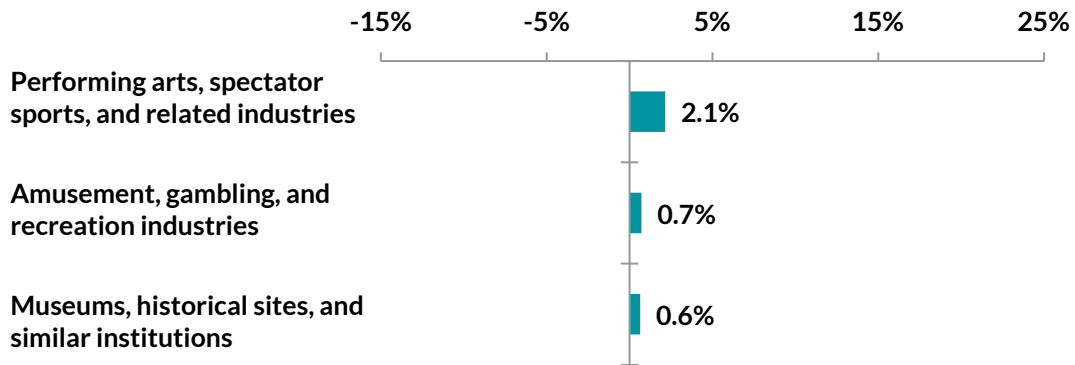
Compound Annual Growth Rate, 2007-2012  
Percentage



Sources: US Census Bureau, Economic Census 2012.

Within the **arts, entertainment, and recreation** sector, **sports** is the leader in a slow-growing industry.

Compound Annual Growth Rate, 2007-2012  
Percentage



Source: US Census Bureau, Economic Census 2012.

### In Summary

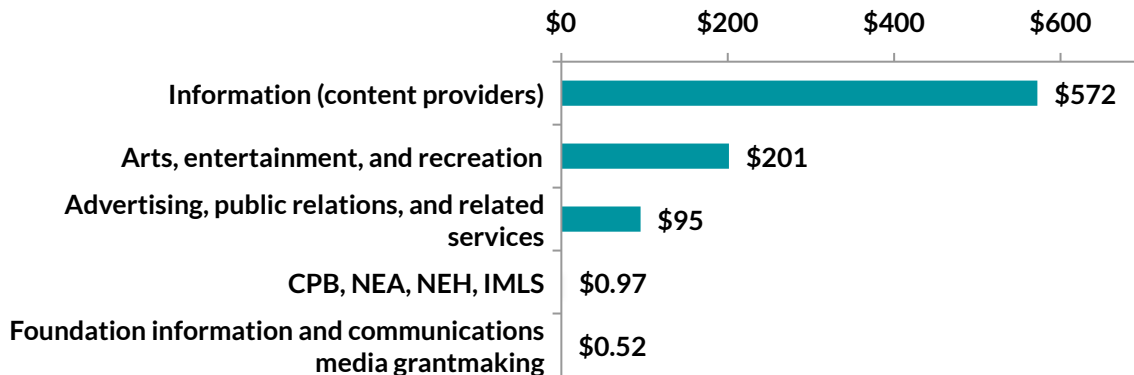
The main takeaways from this dive into data are:

- The commercial popular culture industries are huge, in particular broadcasting, sports, publishing, advertising, movies and music, and celebrity.
- Foundation and government spending in related arts, culture, media, and communications sectors is miniscule in comparison.
- Anything digitally based is growing rapidly (Internet broadcasting, Internet publishing, cable TV, video games).

Here is a recap of the key numbers:

### General Industry Overview

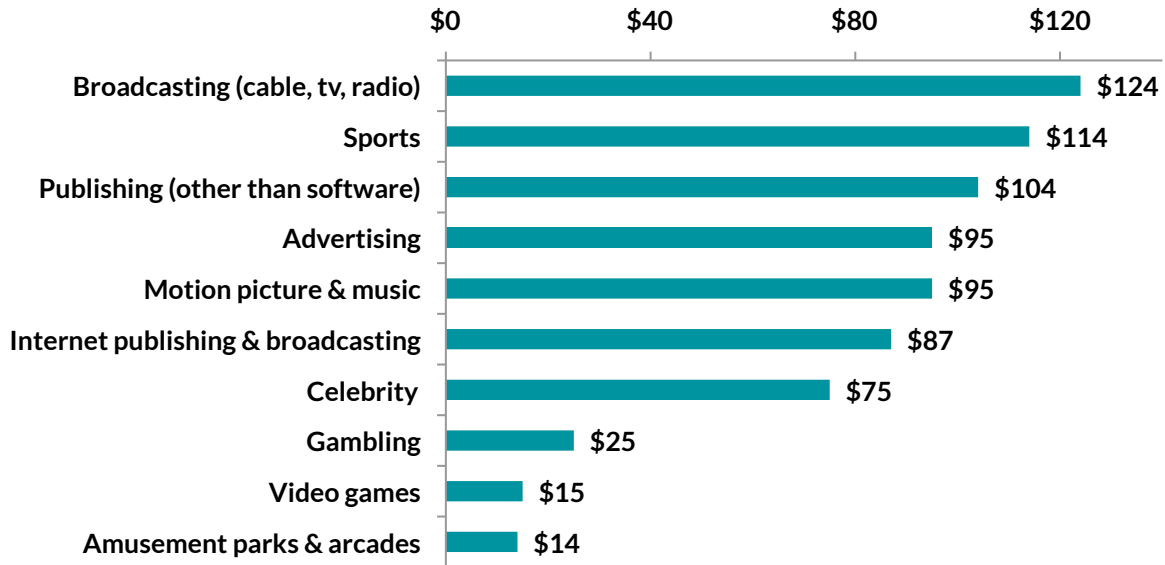
Annual Appropriations or Revenue, 2012  
USD billions



Source: US Census Bureau, Economic Census 2012; Budget of the US Government; National Endowment for the Arts Appropriations History

## Specific Popular Culture Sectors

Value of sales, shipments, receipts, revenue, or business done by sector, 2012  
USD billions



Sources: US Census Bureau, Economic Census 2012; Entertainment Software Association



## 2. Foundation Grantmaking

To complement the industry economic data in the previous chapter, here we present an overview of foundation grantmaking related to popular culture and social justice.

Identifying and analyzing foundation grantmaking at the crossroads of pop culture and social justice has a couple of key challenges. First, during the time period of drafting this report, the Foundation Center, which has the most comprehensive grantmaking data available, was in the middle of revising its Philanthropy Classification System (PCS) and re-coding its entire database, so the numbers have been a bit of a moving target. Second, whether using the old PCS taxonomy or the new one, there is no coding that pertains specifically or maps precisely to popular culture. This lack of coding may represent a bias that is not just about grantmaking but is about grantmakers' habits and predilections, indeed the very culture of philanthropy.

As Rashad Robinson, executive director of Color of Change, pointed out to us, *“Grantmakers often don't play in pop culture in their lives. They are not often in the best place to make decisions on how to fund it. It is like hiring someone to fund their high impact litigation strategy who is not a lawyer.”*

So, as with our reliance on the NAICS categorizations for economic data, here we rely on the Foundation Center's PCS as our best approximation for the categories of interest to this study.

Using the new PCS, and the data available as of August 2015, the Foundation Center grantmaking categories that are of greatest relevance to our area of study are:

- **Human rights**, which includes anti-discrimination, diversity and intergroup relations, individual liberties, justice rights, and social rights. This category is the best available stand-in for “social justice,” this report's primary issue of concern.
- **Communications media**, which includes audio recording, film and video, mobile media, publishing, radio, television, and web-based media (including social media, webcasting, and websites). This category is the best match for “entertainment,” which is the largest sector of popular culture this report covers.

There are some other grantmaking categories that the Foundation Center tracks, which are broadly relevant, and partially intersecting, but we felt not quite specific enough to qualify as “pop culture.” For these, we provide only the briefest of topline data:

- **Arts and culture**, which includes everything from arts education to museums to performing and visual arts and much more.
- **Information and communications**, which covers journalism, media access, information technology (in addition to its subcategory communications media, which we do cover in depth).
- **Sports and recreation**, inclusive of its subcategory of sports, which covers parks, recreation, school sports, and fairs (with apologies to the Minnesota State Fair, whose deep-fried-candy-on-a-stick is arguably the apotheosis of American popular culture).

## Foundation Grantmaking

Here is the “big picture” for relevant foundation grantmaking in 2012 (the most recent year with complete data), for recipients based in the US only:

	Percentage of Total Grantmaking	Total Value of Grants (\$ millions)
<b>Total Grantmaking</b>	100.0%	\$27,409
<b>Arts and Culture</b>	9.1%	\$2,494
<b>Human Rights</b>	2.3%	\$641
<b>Information and Communications</b>	1.9%	\$518
> subcategory: Communications Media	0.8%	\$217
<b>Sports and Recreation</b>	1.7%	\$468
> subcategory: Sports	0.7%	\$184

*The source for this chart and all data in this chapter is the Foundation Center's Foundation Maps.*

## Grantmakers

To get a sense of the biggest foundation players in the field, below are the Top 10 grantmakers (amongst all grantmakers) for the year 2012, relating to three categories of US-based recipients (Total amongst all recipients, amongst human rights recipients, and amongst communications media recipients).

### Total Grantmakers

1. Bill & Melinda Gates Foundation
2. Vanguard Charitable Endowment Program
3. Ford Foundation
4. Walton Family Foundation, Inc.
5. The Atlantic Philanthropies
6. W. K. Kellogg Foundation
7. The Susan Thompson Buffett Foundation
8. Open Society Institute
9. The Robert Wood Johnson Foundation
10. Silicon Valley Community Foundation

### Human Rights Grantmakers

1. Ford Foundation
2. Foundation to Promote Open Society
3. The Susan Thompson Buffett Foundation
4. W. K. Kellogg Foundation
5. Vanguard Charitable Endowment Program
6. The Atlantic Philanthropies
7. NoVo Foundation
8. Evelyn and Walter Haas Jr. Fund
9. The Oak Foundation
10. NEO Philanthropy

## ***Communications Media Grantmakers***

1. The Diller-von Furstenberg Family Foundation
2. Ford Foundation
3. John S. and James L. Knight Foundation
4. Roderick MacArthur Foundation
5. Greater Kansas City Community Foundation
6. Annenberg Foundation
7. Silicon Valley Community Foundation
8. Lilly Endowment Inc.
9. The Anschutz Foundation
10. The John D. and Catherine T. MacArthur Foundation

## ***Recipients***

To develop a sense of grantmaking that is broadly related to our area of concern, here are the Top 10 Recipients for 2012, amongst US-based grantees (for human rights, for communications media, for arts and culture, for sports, and in support of various key populations of concern to social justice advocates). These are recipients from all foundation giving, and are ranked by total grants received.

## ***Human Rights Recipients***

1. Human Rights Watch
2. National Abortion Federation
3. American Civil Liberties Union Foundation
4. NEO Philanthropy
5. NIKE Foundation
6. National Council of La Raza
7. Center for Reproductive Rights
8. NAACP
9. Advancement Project
10. Brennan Center for Justice

## ***Communications Media Recipients***

1. Motion Picture and Television Fund
2. Grace Communications Foundation
3. National Public Radio
4. W E T A-Greater Washington Educational Telecommunications Association
5. Harper's Magazine Foundation
6. K T C A/K T C I Twin Cities Public Television
7. Sundance Institute
8. W G B H Educational Foundation
9. Foundation for a Better Life
10. THIRTEEN

### ***Arts and Culture Recipients***

1. San Francisco Museum of Modern Art
2. Kauffman Center for the Performing Arts
3. Brookfield Arts Foundation
4. Smithsonian Institution
5. Signature Theatre Company
6. Newseum
7. Smith Center for the Performing Arts
8. Perot Museum of Nature and Science
9. Yale University
10. Mount Vernon Ladies Association

### ***Sports Recipients***

1. Southern Methodist University
2. Playworks
3. Indiana University Foundation
4. Razorback Foundation
5. Texas Christian University
6. College Baseball Foundation
7. City of Omaha
8. University of California
9. Lakeside School
10. Mission Valley Aquatics

### ***Immigrants/Migrants Recipients***

This category includes asylum seekers, immigrants, internally displaced people, migrant workers, refugees and displaced people, and undocumented immigrants.

1. International Rescue Committee
2. Catholic Relief Services
3. NEO Philanthropy
4. Immigrant Legal Resource Center
5. PICO National Network
6. National Immigration Law Center
7. Leadership Conference Education Fund
8. National Association of Latino Elected and Appointed Officials Educational Fund
9. NumbersUSA Education and Research Foundation
10. Human Rights First

### ***Ethnic/Racial Groups Recipients***

This category includes indigenous peoples; multiracial; and people of African, Asian, Latin American, and Middle Eastern descent.

1. Foundation for Newark's Future
2. Harlem Children's Zone
3. Charter Fund
4. East Meets West Foundation
5. KIPP Foundation
6. East Lake Foundation
7. Success Charter Network
8. National Council of La Raza
9. Institute of International Education
10. KIPP Metro Atlanta Collaborative

### ***Sexual Identity Recipients***

This category includes LGBT and Intersex.

1. Horizons Foundation
2. Astraea Lesbian Foundation for Justice
3. National LGBTQ Task Force Foundation
4. Freedom to Marry
5. Services and Advocacy for GLBT Elders
6. Purpose Foundation
7. Liberty Hill Foundation
8. Center for American Progress
9. Park Square Advocates
10. Tides Foundation

### ***Female Recipients***

This category includes women and girls.

1. Population Services International
2. Planned Parenthood Federation of America
3. International Partnership for Microbicides
4. Marie Stopes International
5. Johns Hopkins University
6. PATH
7. International Projects Assistance Services
8. National Abortion Federation
9. DKT International
10. United States Fund for UNICEF

## Grants at the Crossroads

The Foundation Center's Foundation Maps allows us to cross-tabulate data, for example to examine grantmaking for media communications in support of key populations of concern.

Here are the ten largest individual communications media grants in support of immigrants/migrants:

Rank	Grantmaker	Recipient	Amount
1	Ford Foundation	Radio Bilingue	\$400,000
2	Rita Allen Foundation Inc.	Public Radio International	\$250,000
3	Dietel Partners	Somerville Community Access Television	\$60,000
4	The Andy Warhol Foundation for the Visual Arts	Small Axe	\$40,000
5	The Andy Warhol Foundation for the Visual Arts	New Orleans Afrikan Film and Arts Festival	\$40,000
6	Ford Foundation	Reel Lives	\$25,000
7	Carolyn Foundation	Main Street Project	\$20,000
8	Silicon Valley Community Foundation	Day Worker Center of Mountain View	\$10,000
9	The Comcast Foundation	Chinese American Service League	\$5,000
10	Tides Foundation	FilmAid International	\$5,000

Here are the ten largest individual communications media grants in support of ethnic/racial groups:

Rank	Grantmaker	Recipient	Grant Amount
1	The Freedom Forum Inc.	Freedom Forum Diversity Institute	\$1,648,746
2	John S. and James L. Knight Foundation	Temple University	\$635,000
3	The James Irvine Foundation	Museum Associates	\$600,000
4	Ford Foundation	Radio Bilingue	\$400,000
5	Ford Foundation	Scenarios USA	\$400,000
6	The Pershing Square Foundation	Digital Divide Data	\$333,333
7	Ford Foundation	Citizen Engagement Laboratory	\$300,000
8	Ford Foundation	Active Voice	\$300,000
9	The James Irvine Foundation	Valley Public Television	\$250,000
10	The James Irvine Foundation	Palm Springs International Film Society	\$220,000

## A Deeper Data Dive

For a more detailed look at foundation grantmaking, Appendix A has the following charts:

- Top 50 grantmakers overall
- Top 50 grantmakers, recipients, and individual grants for human rights
- Top 50 grantmakers, recipients, and individual grants for communications media
- Top 50 grantmakers, recipients, and individual grants for communications media in support of the following populations: immigrants/migrants, ethnic/racial groups, LGBT, and females

## In Conclusion

From examining high level grantmaking data from the Foundation Center, here are our key findings:

- Given the current taxonomy, it is very hard, nay, impossible to identify foundation investments at the crossroads of pop culture and social justice, unless foundations choose to self-categorize and self-report. Therefore, there is currently no baseline against which to measure future pop culture-related foundation investments. Our recommendations in *#PopJustice, Volume 1: Social Justice and the Promise of Pop Culture Strategies* include strategies to address this fundamental challenge.
- Using the existing categorization and available data, grantmaking plausibly linked to pop culture and social justice is (a) in extremely early stages, and (b) largely focused on traditional non-commercial, nonprofit grantees like public broadcasting, film festivals and their related institutes, and digital community organizing.
- Curiously, the only significant area of investment that qualifies as “pop culture” is college sports. At the time of our research, it did not seem that college football booster clubs could be a likely wellspring of social justice. However, given the influential role played by 30 black student athletes on the University of Missouri football team in the resignation of the controversial university president Tim Wolfe, we realized we needed to rethink those assumptions.
- The trend in pop culture-related grantmaking experimentation to date has been a mixture of content creation (mostly lower budget projects like documentaries), campaign support, learning and evaluation, and artist support, in many cases relating to “movement” culture and cultural organizing, with just a few grants directly in the eye of Hollywood.
- There are many dedicated grantmakers working in related arenas—human rights, communications media, arts and culture, and in support of immigrants/migrants, racial/ethnic groups, and other populations of concern—who could be potential partners in future investments at the intersection of pop culture and social justice.

The good news is there is lots of untapped potential.

# Appendix A: Grantmaking Charts

The source for all data in this Appendix is Foundation Center's Foundation Maps.

## Top 50 Grantmakers Overall

Rank	Grantmaker	\$ Value of Grants	# of Grants
1	Bill & Melinda Gates Foundation	\$1,721,335,473	1,124
2	Vanguard Charitable Endowment Program	\$440,278,275	5,070
3	Ford Foundation	\$435,488,706	1,117
4	Walton Family Foundation, Inc.	\$415,770,737	857
5	The Atlantic Philanthropies	\$412,030,579	71
6	W. K. Kellogg Foundation	\$357,438,772	718
7	The Susan Thompson Buffett Foundation	\$339,098,006	256
8	Open Society Institute	\$331,214,636	143
9	The Robert Wood Johnson Foundation	\$301,424,130	637
10	Silicon Valley Community Foundation	\$271,964,896	7,425
11	The William and Flora Hewlett Foundation	\$269,403,960	538
12	Foundation to Promote Open Society	\$252,412,696	879
13	Lilly Endowment Inc.	\$250,118,455	625
14	The David and Lucile Packard Foundation	\$233,333,170	665
15	The Andrew W. Mellon Foundation	\$225,646,686	454
16	Wells Fargo Foundation	\$200,275,851	3,188
17	The Wal-Mart Foundation, Inc.	\$190,560,557	2,234
18	The John D. and Catherine T. MacArthur Foundation	\$187,604,997	397
19	Donald W. Reynolds Foundation	\$181,221,590	131
20	Simons Foundation	\$180,968,018	595
21	Gordon and Betty Moore Foundation	\$174,490,199	157
22	The Bank of America Charitable Foundation, Inc.	\$164,519,145	11,725
23	Greater Kansas City Community Foundation	\$155,326,575	7,754
24	Eli & Edythe Broad Foundation	\$152,282,472	241
25	The Leona M. and Harry B. Helmsley Charitable Trust	\$146,561,564	306
26	GE Foundation	\$143,219,089	4,471
27	Robert W. Woodruff Foundation, Inc.	\$133,510,011	54
28	The New York Community Trust	\$131,581,361	7,651
29	John S. and James L. Knight Foundation	\$130,296,734	437
30	The Kresge Foundation	\$125,411,534	396
31	John Templeton Foundation	\$117,942,204	582
32	The California Endowment	\$116,011,694	1,239
33	Bloomberg Philanthropies	\$110,348,525	46
34	The Duke Endowment	\$109,399,941	153
35	The Starr Foundation	\$107,550,800	190
36	McCune Foundation	\$101,564,440	146
37	Robertson Foundation	\$101,227,122	126
38	The JPMorgan Chase Foundation	\$96,106,950	1,434
39	The Harry and Jeanette Weinberg Foundation, Inc.	\$92,444,695	571
40	Carnegie Corporation of New York	\$90,735,100	213
41	Richard King Mellon Foundation	\$90,490,040	164



42	The Cleveland Foundation	\$84,631,106	1,595
43	The San Francisco Foundation	\$84,279,329	4,204
44	The Rockefeller Foundation	\$82,684,783	232
45	The Annie E. Casey Foundation	\$82,557,083	743
46	Houston Endowment Inc.	\$80,884,300	257
47	Alfred P. Sloan Foundation	\$80,591,133	309
48	Citi Foundation	\$76,721,300	731
49	The Saint Paul Foundation	\$75,708,877	774
50	The Heinz Endowments	\$75,096,677	443

### ***Human Rights Grantmakers, Recipients, and Grants (Top 50)***

<b>Rank</b>	<b>Grantmaker</b>	<b>\$ Value of Grants</b>	<b># of Grants</b>
1	Ford Foundation	103,950,652	261
2	Foundation to Promote Open Society	42,557,008	214
3	The Susan Thompson Buffett Foundation	39,473,814	26
4	W. K. Kellogg Foundation	35,338,960	54
5	Vanguard Charitable Endowment Program	27,615,716	109
6	The Atlantic Philanthropies	26,655,579	32
7	NoVo Foundation	19,905,785	43
8	Evelyn and Walter Haas Jr. Fund	14,355,008	123
9	The Oak Foundation	14,052,507	26
10	NEO Philanthropy	11,934,921	177
11	Tides Foundation	10,890,121	393
12	The John D. and Catherine T. MacArthur Foundation	10,900,000	22
13	Public Welfare Foundation Inc.	10,704,500	71
14	National Endowment for Democracy	10,482,901	48
15	The Pershing Square Foundation	10,250,000	2
16	Carnegie Corporation of New York	9,872,500	14
17	Gill Foundation	7,294,956	142
18	Arcus Foundation	7,068,136	47
19	Humanity United	6,964,550	88
20	The JPB Foundation	5,669,716	13
21	Omidyar Network Fund Inc.	5,316,062	7
22	Comic Relief UK	4,699,161	3
23	Unbound Philanthropy	4,647,616	38
24	Proteus Fund Inc.	4,066,370	42
25	The David and Lucile Packard Foundation	3,920,360	18
26	The Sigrid Rausing Trust	3,827,056	26
27	Marguerite Casey Foundation	3,793,400	30
28	Unitarian Universalist Veatch Program at Shelter Rock	3,705,000	76
29	The William and Flora Hewlett Foundation	3,370,000	10
30	Wallace H. Coulter Foundation	3,260,000	5
31	Open Society Institute	3,171,427	17
32	Silicon Valley Community Foundation	3,162,540	103
33	The Wal-Mart Foundation Inc.	3,029,750	11
34	NIKE Foundation	2,998,368	5
35	The Bank of America Charitable Foundation Inc.	2,814,362	78
36	Groundswell Fund	2,745,245	67
37	The New York Community Trust	2,668,904	180

38	The Harry and Jeanette Weinberg Foundation Inc.	2,545,000	6
39	Moriah Fund	2,397,000	40
40	ExxonMobil Foundation	2,263,250	6
41	The UPS Foundation	2,148,750	19
42	Foundation for a Just Society	1,955,000	14
43	California Community Foundation	1,837,575	28
44	The PHM Foundation	1,749,395	2
45	The Annie E. Casey Foundation	1,549,000	13
46	David Bohnett Foundation	1,508,923	43
47	The Overbrook Foundation	1,491,000	40
48	Rockefeller Philanthropy Advisors Inc.	1,487,186	54
49	Yellow Chair Foundation	1,450,000	2
50	The Nathan Cummings Foundation	1,440,000	14

### *Human Rights Recipients (Top 50)*

Rank	Recipient	\$ Value of Grants	# of Grants
1	Human Rights Watch	25,683,877	62
2	National Abortion Federation	25,661,903	10
3	American Civil Liberties Union Foundation	13,754,985	75
4	NEO Philanthropy	13,230,265	18
5	NIKE Foundation	13,000,000	1
6	National Council of La Raza	11,705,101	39
7	Center for Reproductive Rights	9,810,824	61
8	NAACP	8,374,250	29
9	Advancement Project	6,971,000	13
10	Brennan Center for Justice	6,849,000	27
11	National Immigration Law Center	6,212,650	22
12	Proteus Action League	5,900,000	4
13	University of California	5,864,608	19
14	National Women's Law Center	5,196,647	16
15	Equality Now	5,174,861	11
16	International Center for Transitional Justice	5,091,075	14
17	Tides Center	5,016,421	30
18	Immigrant Legal Resource Center	4,677,500	8
19	NAACP Legal Defense and Educational Fund	4,518,450	19
20	American Jewish Committee	4,368,816	72
21	Leadership Conference Education Fund	4,227,975	15
22	Race Forward (formerly Applied Research Center)	4,108,000	8
23	Center for American Progress	4,092,835	18
24	Astraea Lesbian Foundation for Justice	4,084,512	29
25	National Assoc. of Latino Elected & Appointed Officials Ed Fund	3,970,000	9
26	International Justice Mission	3,945,180	42
27	National LGBTQ Task Force Foundation	3,889,230	24
28	Human Rights First	3,728,835	31
29	National Congress of American Indians	3,650,000	2
30	National Conference of State Legislatures	3,225,000	2
31	American Civil Liberties Union Foundation of Northern California	3,124,083	33
32	Freedom to Marry	3,059,653	26
33	Asian Americans Advancing Justice	3,055,000	5

34	National Economic and Social Rights Initiative	3,024,000	6
35	Sunlight Foundation	2,979,228	11
36	National Democratic Institute for International Affairs	2,928,500	9
37	Physicians for Reproductive Choice and Health	2,916,770	12
38	AVINA Americas	2,900,000	3
39	Children's Defense Fund	2,817,530	21
40	Mexican American Legal Defense and Educational Fund	2,732,380	23
41	Southern Center for Human Rights	2,585,500	13
42	Center for Justice and International Law	2,577,088	8
43	Proteus Fund	2,569,950	12
44	Conference on Jewish Material Claims Against Germany	2,500,000	4
45	Tides Foundation	2,492,385	6
46	United We Dream Network	2,487,500	3
47	Purpose Foundation	2,450,000	4
48	Vera Institute of Justice	2,400,000	5
49	Center for Constitutional Rights	2,375,254	29
50	Asian Americans Advancing Justice - Los Angeles	2,366,500	19

### *Human Rights Individual Grants (Top 50)*

Rank	Grantmaker	Recipient	Grant Amount (\$)
1	The Susan Thompson Buffett Foundation	National Abortion Federation	20,774,355
2	NoVo Foundation	NIKE Foundation	13,000,000
3	The Pershing Square Foundation	Human Rights Watch	10,000,000
4	Vanguard Charitable Endowment Program	Human Rights Watch	5,980,300
5	Carnegie Corporation of New York	NEO Philanthropy	5,000,000
6	W. K. Kellogg Foundation	National Council of La Raza	3,600,000
7	W. K. Kellogg Foundation	National Congress of American Indians	3,600,000
8	W. K. Kellogg Foundation	Applied Research Center	3,600,000
9	Ford Foundation	NEO Philanthropy	3,250,000
10	The Atlantic Philanthropies	Proteus Action League	3,000,000
11	W. K. Kellogg Foundation	National Conference of State Legislatures	3,000,000
12	The Atlantic Philanthropies	NEO Philanthropy	2,887,500
13	W. K. Kellogg Foundation	NAACP	2,800,000
14	Ford Foundation	NAACP Legal Defense and Educational Fund	2,500,000
15	The William and Flora Hewlett Foundation	Center for Reproductive Rights	2,250,000
16	W. K. Kellogg Foundation	Advancement Project	2,250,000
17	The Susan Thompson Buffett Foundation	National Women's Law Center	2,202,156
18	The Atlantic Philanthropies	National Economic and Social Rights Initiative	2,154,000
19	The Susan Thompson Buffett Foundation	National Abortion Federation	2,079,687
20	W. K. Kellogg Foundation	Western Michigan University Foundation	2,021,549
21	Carnegie Corporation of New York	Immigrant Legal Resource Center	2,000,000
22	Ford Foundation	American Civil Liberties Union Foundation	2,000,000
23	NIKE Foundation	International Bank for Reconstruction and Development	2,000,000
24	Omidyar Network Fund Inc.	Global Integrity	2,000,000

25	The Wal-Mart Foundation Inc.	National Council of La Raza	2,000,000
26	The Susan Thompson Buffett Foundation	National Abortion Federation	1,899,778
27	The John D. and Catherine T. MacArthur Foundation	American Civil Liberties Union Foundation	1,800,000
28	The John D. and Catherine T. MacArthur Foundation	Human Rights Watch	1,800,000
29	The Atlantic Philanthropies	Proteus Action League	1,800,000
30	W. K. Kellogg Foundation	National Underground Railroad Freedom Center	1,800,000
31	Foundation to Promote Open Society	American Civil Liberties Union Foundation	1,800,000
32	NoVo Foundation	Tides Foundation	1,735,000
33	Ford Foundation	National Assoc. of Latino Elected & Appointed Officials Ed Fund	1,700,000
34	The Susan Thompson Buffett Foundation	Physicians for Reproductive Choice and Health	1,683,010
35	ExxonMobil Foundation	Centre for Development and Population Activities	1,655,000
36	Ford Foundation	National Assoc. of Latino Elected & Appointed Officials Ed Fund	1,650,000
37	Foundation to Promote Open Society	United We Dream Network	1,637,500
38	Foundation to Promote Open Society	National Immigration Law Center	1,637,500
39	Foundation to Promote Open Society	Advancement Project	1,600,000
40	Comic Relief UK	Equality Now	1,566,387
41	Comic Relief UK	Equality Now	1,566,387
42	Comic Relief UK	Equality Now	1,566,387
43	The Susan Thompson Buffett Foundation	Center for Reproductive Rights	1,509,955
44	The Susan Thompson Buffett Foundation	National Women's Law Center	1,505,491
45	Carnegie Corporation of New York	America's Voice Education Fund	1,500,000
46	Ford Foundation	Leadership Conference Education Fund	1,500,000
47	The John D. and Catherine T. MacArthur Foundation	International Center for Transitional Justice	1,500,000
48	The Oak Foundation	Purpose Foundation	1,500,000
49	The Atlantic Philanthropies	Brennan Center for Justice	1,500,000
50	The Atlantic Philanthropies	Equal Justice Initiative of Alabama	1,500,000

## Communications Media Grantmakers, Recipients, and Grants (Top 50)

Rank	Communications Media Grantmakers	\$ Value of Grants	# of Grants
1	The Diller-von Furstenberg Family Foundation	\$30,000,000	1
2	Ford Foundation	\$7,086,500	31
3	John S. and James L. Knight Foundation	\$5,877,000	21
4	Roderick MacArthur Foundation	\$4,500,000	1
5	Greater Kansas City Community Foundation	\$4,400,677	62
6	Annenberg Foundation	\$4,181,900	13
7	Silicon Valley Community Foundation	\$3,919,204	132
8	Lilly Endowment Inc.	\$3,755,000	4
9	The Anschutz Foundation	\$3,367,082	5
10	The John D. and Catherine T. MacArthur Foundation	\$3,025,000	7
11	The New York Community Trust	\$2,980,270	151
12	The Wyncote Foundation	\$2,872,973	36
13	The Saint Paul Foundation	\$2,504,715	7
14	Tides Foundation	\$2,466,170	118
15	The Packard Humanities Institute	\$2,253,900	12
16	John Templeton Foundation	\$2,241,549	10
17	Foundation to Promote Open Society	\$2,088,176	12
18	The Grainger Foundation Inc.	\$2,032,312	3
19	The Stanton Foundation	\$1,848,000	1
20	The Heinz Endowments	\$1,790,051	17
21	The Partridge Foundation	\$1,725,000	1
22	George D. Smith Fund Inc.	\$1,700,000	2
23	The Freedom Forum Inc.	\$1,648,746	1
24	The William and Flora Hewlett Foundation	\$1,555,000	5
25	The Susan Thompson Buffett Foundation	\$1,535,859	1
26	The Anna and John J. Sie Foundation	\$1,532,500	4
27	The Kendeda Fund	\$1,450,000	1
28	Walton Family Foundation Inc.	\$1,406,000	3
29	The James Irvine Foundation	\$1,370,000	5
30	Vanguard Charitable Endowment Program	\$1,224,983	50
31	Dalio Foundation Inc.	\$1,150,000	3
32	The Kresge Foundation	\$1,130,000	6
33	The San Francisco Foundation	\$1,101,513	120
34	Covenant Foundation Inc.	\$1,030,000	2
35	New Hampshire Charitable Foundation	\$991,500	33
36	The Open Technology Fund	\$988,500	2
37	The McKnight Foundation	\$986,000	3
38	Minnesota Community Foundation	\$981,781	2
39	Kenneth Rainin Foundation	\$963,000	1
40	Newman's Own Foundation	\$960,000	16
41	Phoebe Snow Foundation	\$945,000	7
42	The Minneapolis Foundation	\$936,650	116
43	Hillman Family Foundations	\$776,000	23
44	PLM Foundation	\$754,000	4
45	Vital Projects Fund Inc.	\$745,000	11
46	The PNC Foundation	\$720,425	24
47	Anna-Maria & Stephen Kellen Foundation Inc.	\$700,000	3

48	The Andy Warhol Foundation for the Visual Arts	\$683,050	20
49	Margaret A. Cargill Foundation	\$670,000	31
50	VOQAL Communications Inc. Contributions Program	\$650,373	3

Rank	Communications Media Recipients	\$ Value of Grants	# of Grants
1	Motion Picture and Television Fund	\$30,000,000	1
2	Grace Communications Foundation	\$5,400,000	8
3	National Public Radio	\$5,304,047	30
4	W E T A-Greater Washington Educational Telecoms Association	\$4,696,171	18
5	Harper's Magazine Foundation	\$4,500,000	1
6	K T C A/K T C I Twin Cities Public Television	\$4,284,551	55
7	Sundance Institute	\$3,690,000	7
8	W G B H Educational Foundation	\$3,555,825	65
9	Foundation for a Better Life	\$3,302,082	1
10	THIRTEEN	\$3,040,686	79
11	Wikimedia Foundation	\$3,004,551	30
12	Metropolitan Indianapolis Public Broadcasting	\$2,690,034	9
13	Window to the World Communications	\$2,298,841	16
14	Minnesota Public Radio	\$2,236,888	70
15	Pro Publica	\$1,900,000	1
16	Sesame Workshop	\$1,898,750	15
17	Independent Production Fund	\$1,725,000	1
18	K Q E D	\$1,718,381	139
19	Freedom Forum Diversity Institute	\$1,648,746	1
20	StoryCorps	\$1,608,750	9
21	Denver Film Society	\$1,588,600	10
22	Glover Park Group	\$1,535,859	1
23	Tribeca Film Institute	\$1,423,689	13
24	San Francisco Film Society	\$1,357,263	32
25	University of California	\$1,246,100	5
26	W N Y C Radio	\$1,195,500	76
27	International Documentary Association	\$1,098,000	26
28	Film Society of Lincoln Center	\$1,080,000	15
29	American Documentary	\$1,075,000	4
30	Good News Communications	\$1,053,280	3
31	Miami Foundation	\$1,000,000	2
32	Family Talk	\$1,000,000	1
33	Pittsburgh Filmmakers	\$971,866	23
34	New Hampshire Public Radio	\$933,338	28
35	Oregon Public Broadcasting	\$932,617	41
36	Pittsburgh Entertainment Project	\$862,500	5
37	W Q E D Multimedia	\$791,362	28
38	Public Radio International	\$785,500	10
39	Temple University	\$758,473	4
40	Indiana Public Broadcasting Stations	\$750,000	1
41	Borscht Film Festival	\$750,000	2
42	Public Communicators	\$745,373	5
43	Filmanthropy Media	\$720,000	1
44	University of Southern California	\$715,000	4
45	Prometheus Radio Project	\$712,000	6

46	Southern California Public Radio	\$700,925	21
47	Creative Commons	\$700,000	3
48	K C P T-Kansas City Public Television Channel 19	\$677,154	37
49	Film Forum	\$666,500	27
50	Youth Radio	\$641,000	7

### **Communications Media Individual Grants (Top 50)**

<b>Rank</b>	<b>Grantmaker</b>	<b>Recipient</b>	<b>Grant Amount</b>
1	The Diller-von Furstenberg Family Foundation	Motion Picture and Television Fund	\$30,000,000
2	Roderick MacArthur Foundation	Harper's Magazine Foundation	\$4,500,000
3	The Anschutz Foundation	Foundation for a Better Life	\$3,302,082
4	Annenberg Foundation	W E T A-Greater Washington Educational Telecommunications Association	\$2,500,000
5	Lilly Endowment Inc.	Metropolitan Indianapolis Public Broadcasting	\$2,500,000
6	The Grainger Foundation Inc.	Window to the World Communications	\$2,022,312
7	John S. and James L. Knight Foundation	Pro Publica	\$1,900,000
8	The Stanton Foundation	Wikimedia Foundation	\$1,848,000
9	The Saint Paul Foundation	K T C A/K T C I Twin Cities Public Television	\$1,836,372
10	The Partridge Foundation	Independent Production Fund	\$1,725,000
11	The Freedom Forum Inc.	Freedom Forum Diversity Institute	\$1,648,746
12	The Susan Thompson Buffett Foundation	Glover Park Group	\$1,535,859
13	The Anna and John J. Sie Foundation	Denver Film Society	\$1,500,000
14	The Kendeda Fund	W G B H Educational Foundation	\$1,450,000
15	Walton Family Foundation Inc.	National Public Radio	\$1,400,000
16	The William and Flora Hewlett Foundation	National Public Radio	\$1,200,000
17	George D. Smith Fund Inc.	National Public Radio	\$1,200,000
18	Greater Kansas City Community Foundation	Grace Communications Foundation	\$1,100,000
19	Foundation to Promote Open Society	Sundance Institute	\$1,000,000
20	The John D. and Catherine T. MacArthur Foundation	American Documentary	\$1,000,000
21	The John D. and Catherine T. MacArthur Foundation	StoryCorps	\$1,000,000
22	Ford Foundation	Tribeca Film Institute	\$1,000,000
23	Ford Foundation	Sundance Institute	\$1,000,000
24	Annenberg Foundation	Sundance Institute	\$1,000,000
25	The New York Community Trust	Sesame Workshop	\$1,000,000
26	Covenant Foundation Inc.	Family Talk	\$1,000,000
27	Greater Kansas City Community Foundation	Grace Communications Foundation	\$1,000,000
28	Dalio Foundation Inc.	W E T A-Greater Washington Educational Telecommunications Association	\$1,000,000
29	Minnesota Community Foundation	Minnesota Public Radio	\$975,781
30	Kenneth Rainin Foundation	San Francisco Film Society	\$963,000
31	Greater Kansas City Community Foundation	Grace Communications Foundation	\$900,000
32	New Hampshire Charitable Foundation	New Hampshire Public Radio	\$750,000

33	Lilly Endowment Inc.	Indiana Public Broadcasting Stations	\$750,000
34	John Templeton Foundation	Filmanthropy Media	\$720,000
35	Silicon Valley Community Foundation	Grace Communications Foundation	\$700,000
36	John S. and James L. Knight Foundation	Temple University	\$635,000
37	Anna-Maria & Stephen Kellen Foundation Inc.	THIRTEEN	\$600,000
38	The Open Technology Fund	Freedom2Connect Foundation	\$600,000
39	The James Irvine Foundation	Museum Associates	\$600,000
40	The Heinz Endowments	Pittsburgh Filmmakers	\$600,000
41	Ford Foundation	Prometheus Radio Project	\$600,000
42	Silicon Valley Community Foundation	Grace Communications Foundation	\$600,000
43	The Kresge Foundation	Youth Radio	\$550,000
44	Ford Foundation	Graduate Center Foundation	\$550,000
45	John Templeton Foundation	Good News Communications	\$531,640
46	The Saint Paul Foundation	Minnesota Public Radio	\$526,343
47	VOQAL Communications Inc. Contributions Program	Public Communicators	\$505,373
48	Omidyar Network Fund Inc.	Creative Commons	\$500,000
49	Greater Kansas City Community Foundation	Grace Communications Foundation	\$500,000
50	Hillman Family Foundations	Pittsburgh Entertainment Project	\$500,000

**Top 10 Grantmakers, Recipients, and Grants for Communications Media  
(in support of Immigrants/Migrants)**

Rank	Grantmaker	\$ Value of Grants	# of Grants
1	Ford Foundation	\$425,000	2
2	Rita Allen Foundation Inc.	\$250,000	1
3	The Andy Warhol Foundation for the Visual Arts	\$80,000	2
4	Dietel Partners	\$60,000	1
5	Carolyn Foundation	\$20,000	1
6	Silicon Valley Community Foundation	\$10,000	1
7	Tides Foundation	\$5,000	1
8	The Comcast Foundation	\$5,000	1
9	Oregon Humanities	\$2,500	1
10	Park Foundation Inc.	\$2,500	1

Rank	Recipient	\$ Value of Grants	# of Grants
1	Radio Bilingue	\$400,000	1
2	Public Radio International	\$250,000	1
3	Somerville Community Access Television	\$60,000	1
4	Small Axe	\$40,000	1
5	New Orleans Afrikan Film and Arts Festival	\$40,000	1
6	Reel Lives	\$25,000	1
7	Main Street Project	\$20,000	1
8	Day Worker Center of Mountain View	\$10,000	1
9	FilmAid International	\$6,000	2
10	Chinese American Service League	\$5,000	1



**Top 10 Grantmakers, Recipients, and Grants for Communications Media (in support of Ethnic/Racial Groups)**

Rank	Grantmaker	\$ Value of Grants	# of Grants
1	Ford Foundation	\$1,889,000	10
2	The Freedom Forum Inc.	\$1,648,746	1
3	The James Irvine Foundation	\$1,370,000	5
4	John S. and James L. Knight Foundation	\$635,000	1
5	The Pershing Square Foundation	\$333,333	1
6	Open Society Institute	\$267,500	4
7	Surdna Foundation Inc.	\$250,000	3
8	Foundation to Promote Open Society	\$225,000	2
9	Kalliopeia Foundation	\$200,000	2
10	The John D. and Catherine T. MacArthur Foundation	\$200,000	1

Rank	Recipient	\$ Value of Grants	# of Grants
1	Freedom Forum Diversity Institute	\$1,648,746	1
2	Temple University	\$635,000	1
3	Museum Associates	\$600,000	1
4	Scenarios USA	\$536,000	5
5	Women Make Movies	\$452,000	17
6	Digital Divide Data	\$442,333	5
7	Radio Bilingue	\$400,000	1
8	Radio Bilingue	\$351,000	6
9	Citizen Engagement Laboratory	\$300,000	1
10	Active Voice	\$300,000	1

Rank	Grantmaker	Recipient	Grant Amount
1	The Freedom Forum Inc.	Freedom Forum Diversity Institute	\$1,648,746
2	John S. and James L. Knight Foundation	Temple University	\$635,000
3	The James Irvine Foundation	Museum Associates	\$600,000
4	Ford Foundation	Radio Bilingue	\$400,000
5	Ford Foundation	Scenarios USA	\$400,000
6	The Pershing Square Foundation	Digital Divide Data	\$333,333
7	Ford Foundation	Citizen Engagement Laboratory	\$300,000
8	Ford Foundation	Active Voice	\$300,000
9	The James Irvine Foundation	Valley Public Television	\$250,000
10	The James Irvine Foundation	Palm Springs International Film Society	\$220,000

### Top 10 Grantmakers, Recipients, and Grants for Communications Media (in support of LGBT)

Rank	Grantmaker	\$ Value of Grants	# of Grants
1	The James Irvine Foundation	\$150,000	1
2	The William and Flora Hewlett Foundation	\$105,000	1
3	The Nathan Cummings Foundation	\$100,000	2
4	Gill Foundation	\$75,000	2
5	E. Rhodes & Leona B. Carpenter Foundation	\$60,000	1
6	The San Francisco Foundation	\$57,500	9
7	American Jewish World Service	\$45,000	1
8	David Bohnett Foundation	\$40,000	1
9	Tides Foundation	\$31,500	4
10	The Ambrose Monell Foundation	\$25,000	1

Rank	Recipient	\$ Value of Grants	# of Grants
1	OUTFEST	\$203,000	4
2	Queer Women of Color Media Arts Project	\$174,000	5
3	In the Life Media	\$104,000	5
4	Frameline	\$88,000	6
5	Hartley Film Foundation	\$60,000	1
6	Witness, Inc.	\$45,000	1
7	OutLoud Radio	\$20,000	1
8	National LGBTQ Task Force Foundation	\$20,000	1
9	Lindy Hop Pictures	\$20,000	2
10	Miami Gay and Lesbian Film Festival	\$15,000	4

Rank	Grantmaker	Recipient	Grant Amount
1	The James Irvine Foundation	OUTFEST	\$150,000
2	The William and Flora Hewlett Foundation	Queer Women of Color Media Arts Project	\$105,000
3	E. Rhodes & Leona B. Carpenter Foundation	Hartley Film Foundation	\$60,000
4	The Nathan Cummings Foundation	Queer Women of Color Media Arts Project	\$50,000
5	The Nathan Cummings Foundation	Frameline	\$50,000
6	Gill Foundation	In the Life Media	\$50,000
7	American Jewish World Service	Witness Inc.	\$45,000
8	David Bohnett Foundation	OUTFEST	\$40,000
9	Gill Foundation	In the Life Media	\$25,000
10	The Ambrose Monell Foundation	In the Life Media	\$25,000

**Top 10 Grantmakers, Recipients, and Grants for Communications Media (in support of Females)**

Rank	Grantmaker	\$ Value of Grants	# of Grants
1	The Freedom Forum Inc.	\$1,648,746	1
2	Ford Foundation	\$464,000	3
3	Tides Foundation	\$341,637	13
4	NoVo Foundation	\$275,000	2
5	Vital Projects Fund Inc.	\$160,000	1
6	Phoebe Snow Foundation	\$150,000	2
7	The William and Flora Hewlett Foundation	\$105,000	1
8	The Goldman Sachs Foundation	\$100,000	1
9	The San Francisco Foundation	\$78,500	7
10	The Comcast Foundation	\$65,000	2

Rank	Recipient	\$ Value of Grants	# of Grants
1	Freedom Forum Diversity Institute	\$1,648,746	1
2	Women Make Movies	\$452,000	17
3	Women's Media Center	\$374,640	4
4	Active Voice	\$300,000	1
5	Essence Road	\$247,500	1
6	Queer Women of Color Media Arts Project	\$174,000	5
7	World Pulse Voices	\$111,137	7
8	Show of Force	\$100,000	1
9	Barnard College	\$100,000	1
10	Journey to Normal	\$70,000	3

Rank	Grantmaker	Recipient	Grant Amount
1	The Freedom Forum Inc.	Freedom Forum Diversity Institute	\$1,648,746
2	Ford Foundation	Active Voice	\$300,000
3	NoVo Foundation	Women's Media Center	\$250,000
4	Tides Foundation	Essence Road	\$247,500
5	Vital Projects Fund, Inc.	Women Make Movies	\$160,000
6	The William and Flora Hewlett Foundation	Queer Women of Color Media Arts Project	\$105,000
7	Phoebe Snow Foundation	Women's Media Center	\$100,000
8	Ford Foundation	Barnard College	\$100,000
9	The Goldman Sachs Foundation	Show of Force	\$100,000
10	Ford Foundation	Women Make Movies	\$64,000

# Appendix B: About the Team

## *Editorial and Research*

**Liz Manne** ([lizmanne.com](http://lizmanne.com)) is a management consultant and cultural strategist providing customized advisory services to companies, nonprofits, and media makers.

**Michael Simkovic** is an associate professor at Seton Hall University School of Law, specializing in law and finance.

**Betsy Fagin** ([betsyfagin.com](http://betsyfagin.com)) is a writer and librarian whose research and editorial services focus on serving arts communities and movements for social justice.

**Luz Ortiz** ([www.behance.net/luzo](http://www.behance.net/luzo)) is a graphic designer specializing in social and environmental justice.

## *Project Funders*

**Unbound Philanthropy** works in the field of migration to transform long-standing but solvable barriers to the human rights of migrants and refugees and their integration into host societies. They seek to strengthen social, civic, and economic opportunities and relationships of mutual responsibility and respect across communities. ([unboundphilanthropy.org](http://unboundphilanthropy.org))

**The Nathan Cummings Foundation** is rooted in the Jewish tradition and committed to democratic values and social justice, including fairness, diversity, and community. They seek to build a socially and economically just society that values nature and protects the ecological balance for future generations, promotes humane health care, and fosters arts and culture that enriches communities. ([nathancummings.org](http://nathancummings.org))

## *Fiscal Sponsor*

**Revolutions Per Minute (RPM)** is a nonprofit agency that provides artists with strategy and support for their activism and philanthropy. ([revolutionsperminute.net](http://revolutionsperminute.net))

**Liz Manne**  
STRATEGY

---

[lizmanne.com](http://lizmanne.com)